

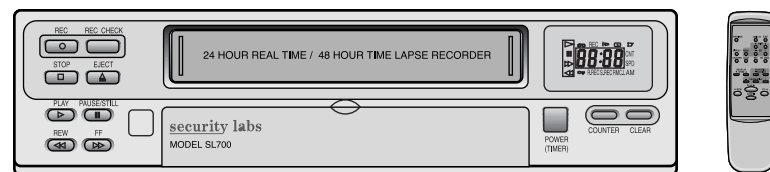
DAEWOO

S/M No. : VK580NTEF0

Service Manual

TIME LAPSE VCR

Model: DV-K580NZ-T



DAEWOO ELECTRONICS CO., LTD.

<http://svc.dwe.co.kr>

Jan. 2000

TABLE OF CONTENTS

SAFETY&PRECAUTIONS	2
EXTERNAL VIEWS	4
FRONT VIEWS FUNCTION	4
REAR VIEWS FUNCTION	5
ELECTRICAL ADJUSTMENT	6
SPECIFICATIONS	14
TIMELAPSE REC/PB SPEED CHART	15
CIRCUIT OPERATION	16
TROUBLE SHOOTING FLOW CHART	24
POWER CIRCUIT	24
SERVO-SYSCON CIRCUIT	26
VIDEO CIRCUIT	34
AUDIO CIRCUIT	38
u-COM PORT DESCRIPTION	41
VOLTAGE CHART	44
CIRCUIT DIAGRAM	50
CONNECTION DIAGRAM	50
POWER CIRCUIT DIAGRAM	51
SYSCON CIRCUIT DIAGRAM	52
VIDEO CIRCUIT DIAGRAM	53
HEADAMP CIRCUIT DIAGRAM	54
OSD CIRCUIT DIAGRAM	55
Y/C SEPARATION CIRCUIT DIAGRAM	56
AUDIO CIRCUIT DIAGRAM	57
LOGIC CIRCUIT DIAGRAM	58
TERMINAL CIRCUIT DIAGRAM	59
COMPONENTS LOCATION GUIDE ON PCB BOTTOM VIEW	60
PCB MAIN	60
PCB UNION	61
DISASSEMBLY	62
PANEL FRONT ASS'Y	62
SET TOTAL ASS'Y	63
PACKING ASS'Y	64
ELECTRICAL PARTS LIST	65

SAFETY&PRECAUTIONS

SAFETY CHECK AFTER SERVING

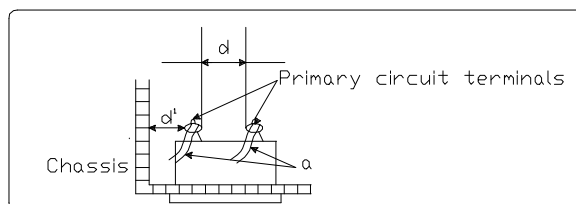
Examine the area surrounding the repaired location for damage or deterioration. Observe that screw, parts and wires have been returned to original positions. Afterwards, perform the following tests and conform the specified values in order to verify compliance with safety standards.

1. Insulation resistance test

Confirm the specified insulation resistance between power cord plug prong and externally exposed parts of the set (RF terminals, antenna terminals, video and audio input and output terminals, microphone jacks, earphone jacks, etc.) is greater than values given in table 1 below.

2. Dielectric strength test

Confirm specified dielectric strength between power cord plug prongs and exposed accessible parts of the set (RF terminals, antenna terminals, video and audio input output terminals, microphone jack, ear phone jacks, etc.) is greater than values given table 1.



3. Clearance distance

When replacing primary circuit component, confirm specified clearance distance (d), (d') between soldered terminals, and between terminals and surrounding metallic parts. See table below.

Rating for selected areas

AC Line Voltage	Region	Insulation Resistance	Dielectric Strength	Clearance Distance(d),(d')
100V	Japan	$\geq 1M\Omega/500V$ DC	1kV AC 1min.	≥ 3
110 to 130V	USA & Canada	-	900V AC 1min.	≥ 3.2
* 110 to 130V 200 to 240V	Europe Australia Latin America	$\geq 10M\Omega/500V$ DC	4kV AC 1min.	$\geq 6(d)$ $\geq 8(d')$ (a : Power cord)

* : Class model only

NOTE

This table is unofficial and for reference only. Be sure to confirm the precise values for your particular country and locality.

4. Leakage current test

Confirm specified or lower leakage current between B(earth ground, power cord plug prongs) and externally exposed accessible parts (RF terminals, antenna terminals, video and audio input output terminals, microphone jacks, earphone jacks, etc.)

Measuring method:(Power ON) Insert load Z between B(earth ground, power cord plug prongs) and exposed accessible parts. Use on AC voltmeter to measure across both terminals of load Z. See figure2 and following table.

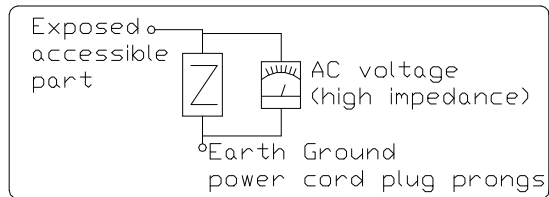


Fig.2

Leakage current ratings for selected are as

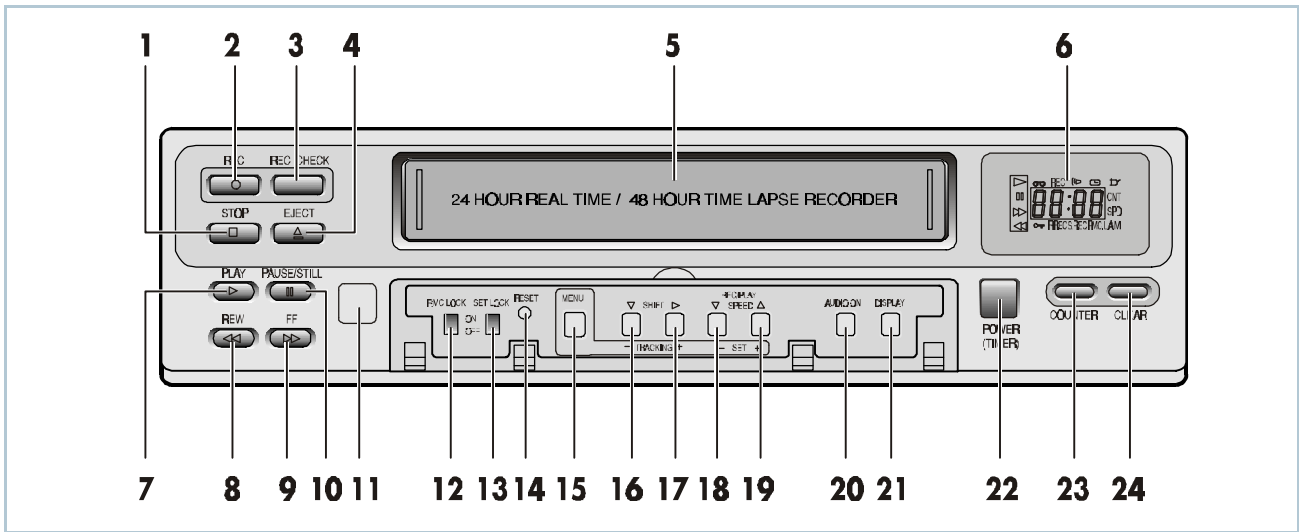
AC Line Voltage	Region	Load Z	Leakage Current(<i>i</i>)	Clearance Distance(<i>d</i>),(<i>d'</i>)
100V	Japan	1kΩ	$i \leq 1\text{mA}_{\text{rms}}$	Exposed accessible parts
110 to 130V	USA &Canada	15kμF 1kΩ	$i \leq 0.5\text{mA}_{\text{rms}}$	Exposed accessible parts
110 to 130V 200 to 240V	Europe Australia	2kΩ	$i \leq 0.7\text{mA peak}$ $i \leq 2\text{mA}_{\text{dc}}$	Antenna earth terminals
		50kΩ	$i \leq 0.7\text{mA peak}$ $i \leq 1\text{mA}_{\text{dc}}$	Other terminals

NOTE

This table is unofficial and for reference only. Be sure to confirm the precise values for your particular country and locality.

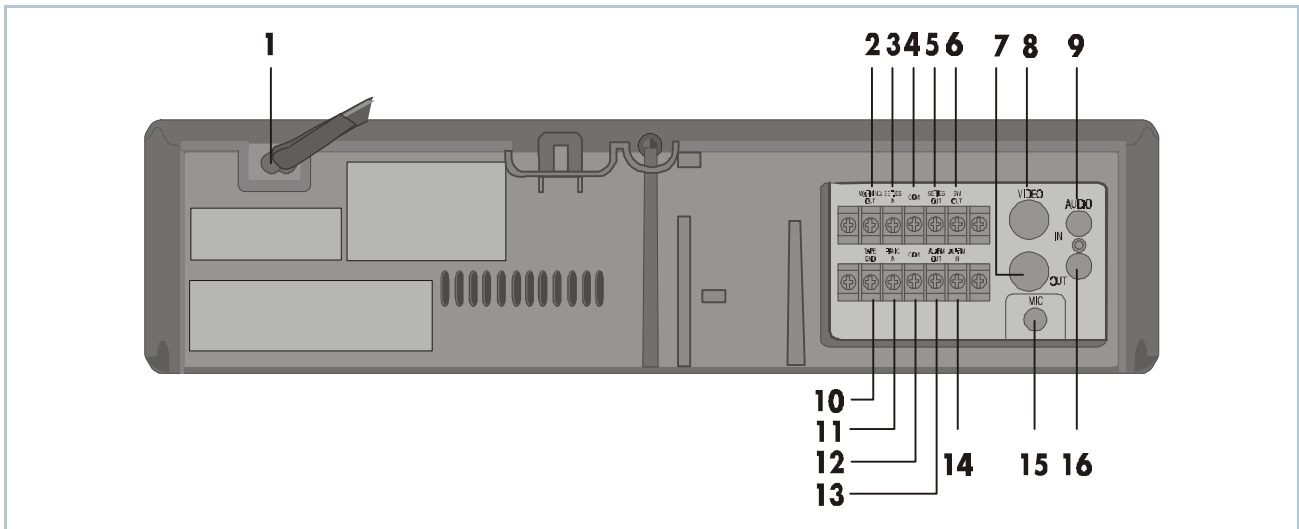
EXTERNAL VIEWS

1. FRONT VIEWS FUNCTION



- 1) STOP button
- 2) REC button
- 3) REC CHECK button
- 4) EJECT button
- 5) CASSETTE LOADING DOOR
- 6) DISPLAY PANEL
- 7) PLAY button
- 8) REW button
- 9) FF button
- 10) PAUSE/STILL button
- 11) REMOTE SENSOR
- 12) REMOCON LOCK SWITCH
- 13) SET LOCK SWITCH
- 14) RESET button
- 15) MENU button
- 16) SHIFT(▼) / TRACKING (-) button
- 17) SHIFT(▶) / TRACKING (+) button
- 18) REC/PLAY SPEED (-) button (SET - button)
- 19) REC/PLAY SPEED (+) button (SET + button)
- 20) AUDIO ON button
- 21) DISPLAY button
- 22) POWER (TIMER) button
- 23) COUNTER button
- 24) CLEAR button

2. REAR VIEWS FUNCTION



- | | |
|-------------------------|---------------------------------|
| 1) AC POWER CORD | 9) AUDIO IN jack |
| 2) WARNING OUT terminal | 10) TAPE END terminal |
| 3) SERIES IN terminal | 11) PANIC IN terminal |
| 4) COM terminal | 12) COM terminal |
| 5) SERIES OUT terminal | 13) ALARM OUT terminal |
| 6) SW OUT terminal | 14) ALARM IN terminal |
| 7) VIDEO OUT jack | 15) MIC (microphone input) jack |
| 8) VIDEO IN jack | 16) AUDIO OUT jack |

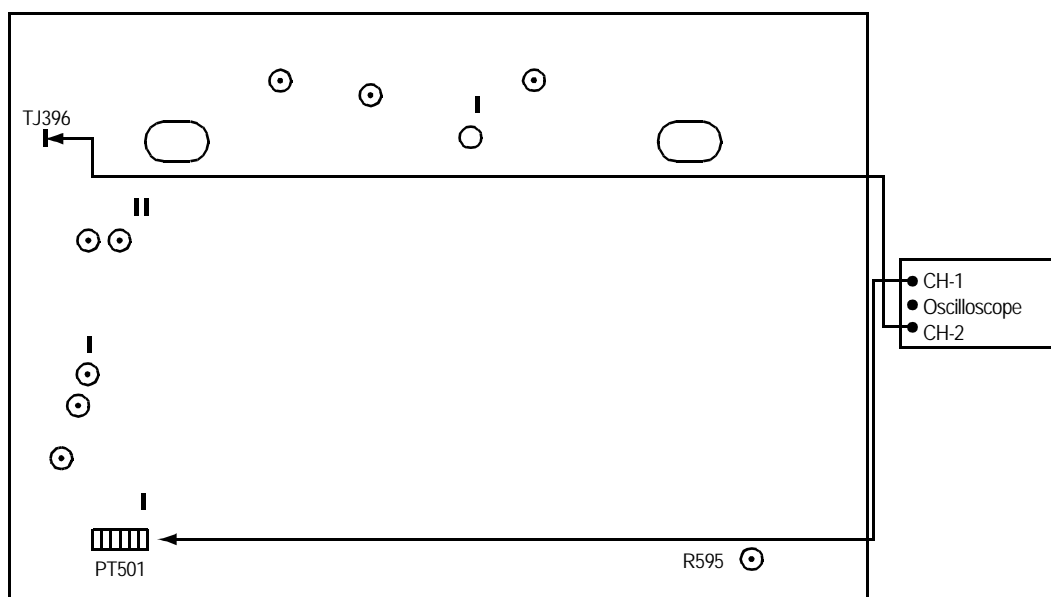
ELECTRICAL ADJUSTMENT

1. SERVO/SYSCON CIRCUIT ADJUSTMENT METHOD

❖ VIDEO HEAD SWITCHING POSITION

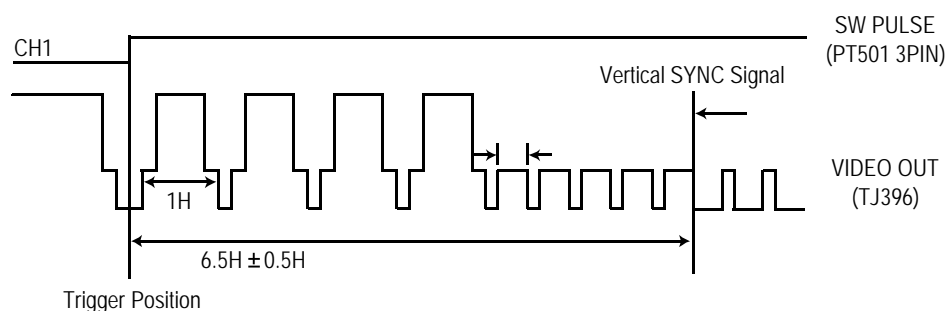
Adjustment Part	Checking Point	Measuring Equipment	Mode	Test Tape
R595	TJ396 PT501 PIN3	OSCILLOSCOPE	Play	DN-1 (Color Bar)

❖ CONNECTION METHOD



❖ ADJUSTMENT PROCEDURE

- 1) Play back the test tape.
- 2) Set the oscilloscope in the chop mode connect the CH1 to SW pulse(PT501 (r)PIN), the CH2 to TJ396(video out) with CH1 triggering.
- 3) Adjust R595 for the positive trigger until $6.5 \pm 0.5H$ cycle before the vertical SYNC pulse.

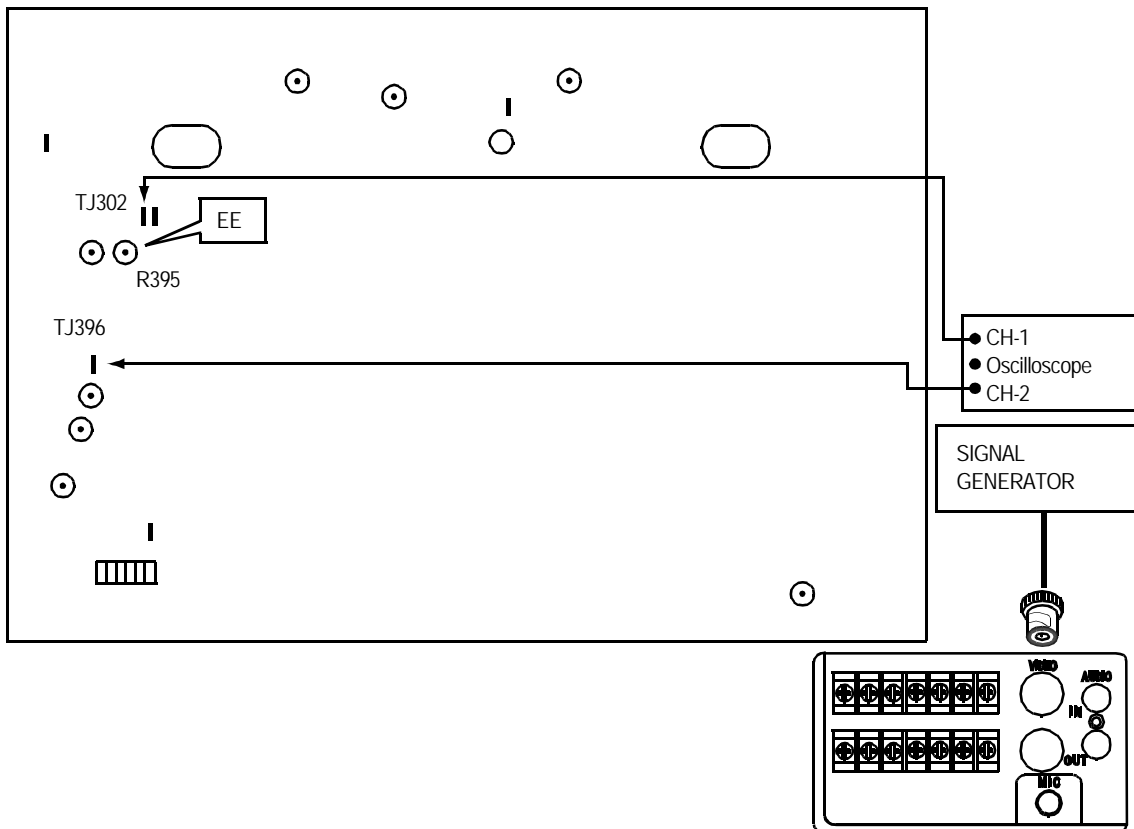


2. VIDEO CIRCUIT ADJUSTMENT METHOD

(1) EE LEVEL

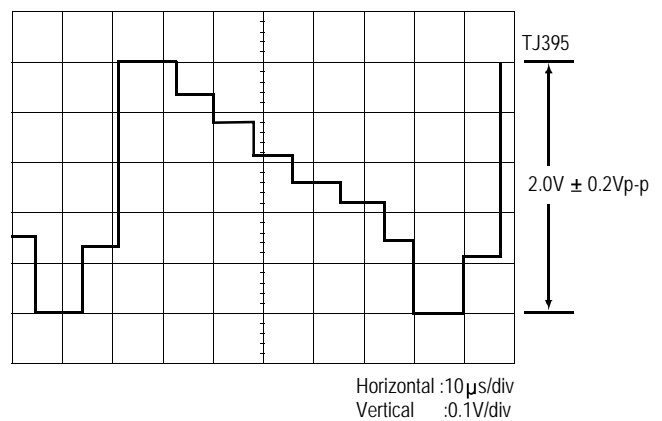
Adjustment Parts	Checking Point	Measuring Equipment	Test Tape	Input Signal
R395	TJ396	Signal Gen. Oscilloscope	-	Color Bar

❖ CONNECTION METHOD



❖ ADJUSTMENT PROCEDURE

- 1) Supply the Color Bar Signal to the VIDEO IN JACK, and set the VCR to the STOP mode.
- 2) Connect the oscilloscope to TJ396 and trigger the scope with a composite sync signal at TJ302.
- 3) Adjust R395 to obtain $2.0V_{p-p} \pm 0.2V_{p-p}$ between the SYNC Tip and 100% white level

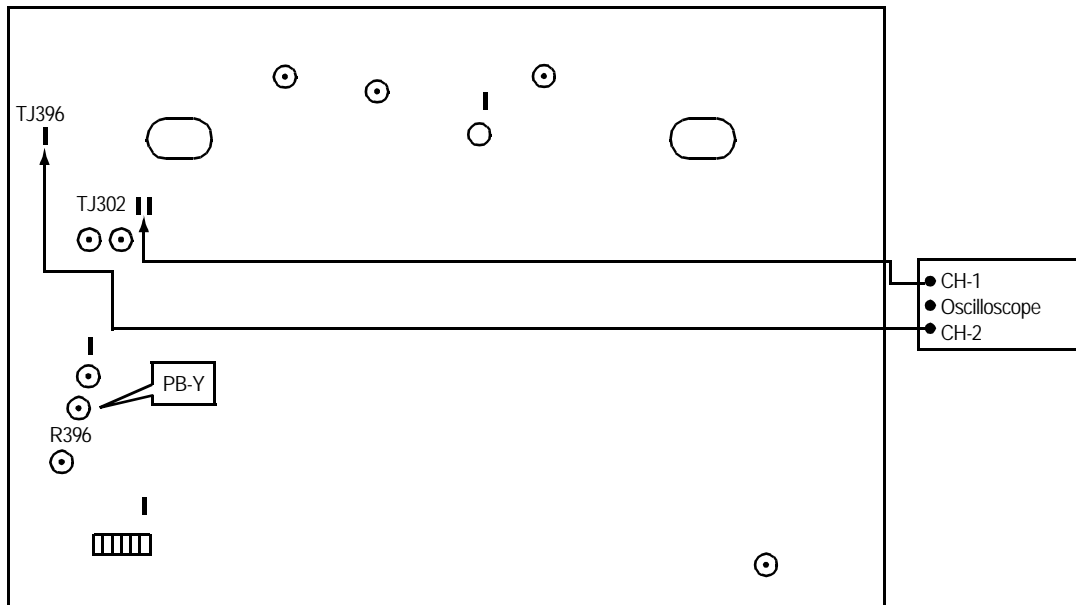


ELECTRICAL ADJUSTMENT

(2) PLAYBACK Y-SIGNAL OUTPUT LEVEL

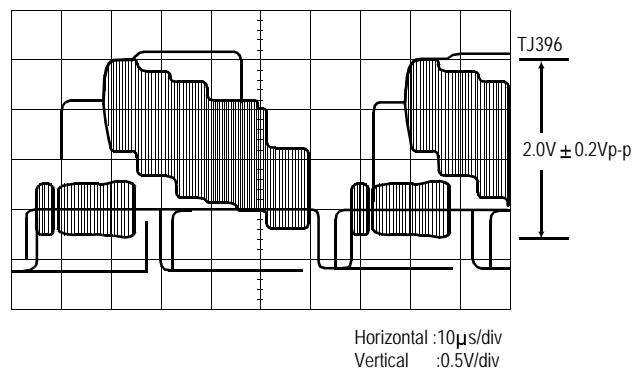
Adjustment Parts	Checking Point	Measuring Equipment	Test Tape	Input Signal
R396	TJ396	Oscilloscope	DN-1	-

❖ CONNECTION METHOD



❖ ADJUSTMENT PROCEDURE

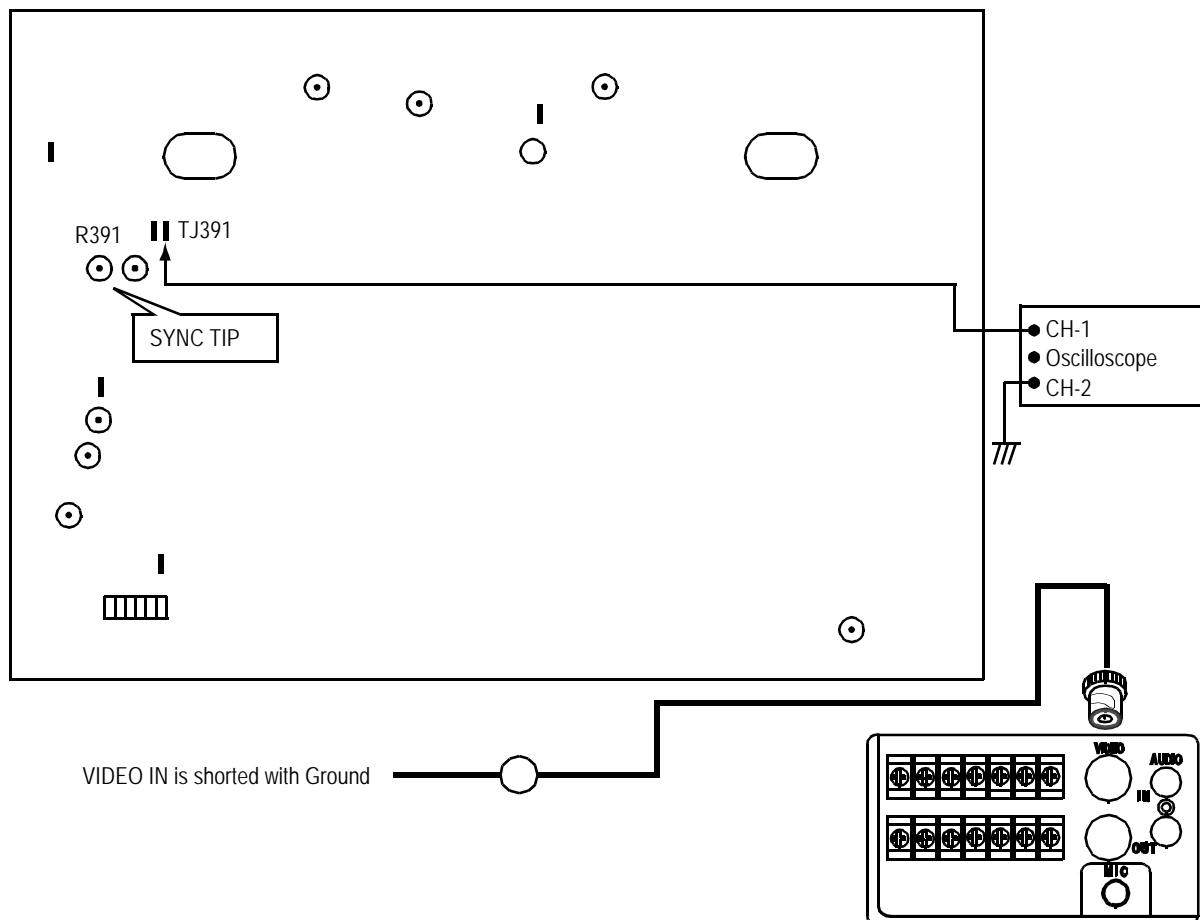
- 1) Playback the COLOR BAR Test tape (DN-1).
- 2) Connect the oscilloscope to TJ396 and trigger the scope with a composite sync signal at TJ302.
- 3) Adjust R396 to obtain $2.0 \pm 0.2V_{p-p}$ between the SYNC TIP and 100% white peak level.



(3) SYNC TIP FREQUENCY

Adjustment Parts	Check Point	Measuring Equipment	Test Tape	Input Signal
R391	TJ391	Frequency Counter	-	-

❖ CONNECTION METHOD



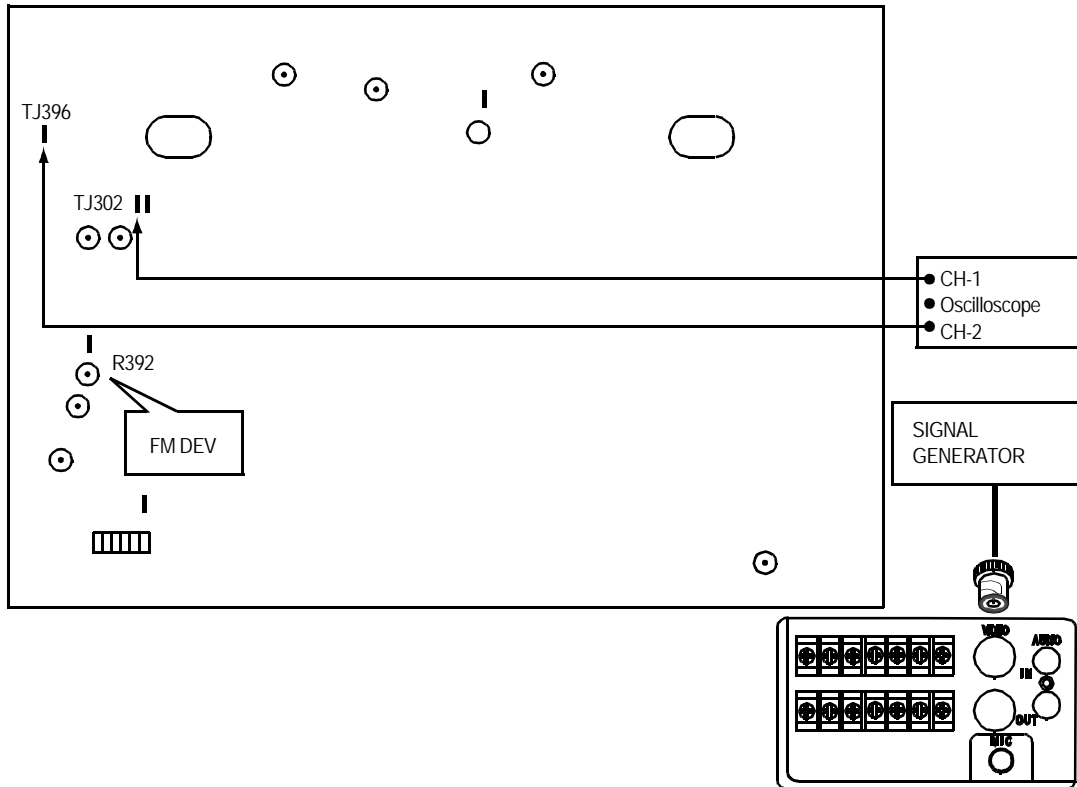
❖ ADJUSTMENT PROCEDURE

- 1) Set the VCR to STOP mode without Video Signal. (VIDEO IN JACK is shorted with Ground)
- 2) Connect the frequency counter TJ391.
- 3) After Inserting Rec Tape REC in SP Mode
- 4) Adjust R391 to obtain 4.20 ± 0.1 MHz.

(4) FM DEVIATION

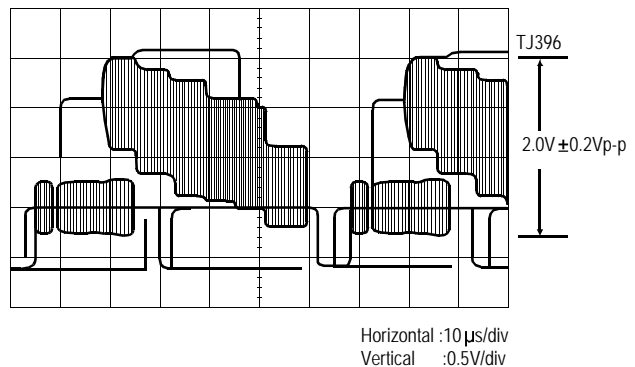
Adjustment Parts	Check Point	Measuring Equipment	Test Tape	Input Signal
R392	TJ396	Signal Gen. Oscilloscope	Blank Tape	Color Bar

❖ CONNECTION METHOD



❖ ADJUSTMENT PROCEDURE

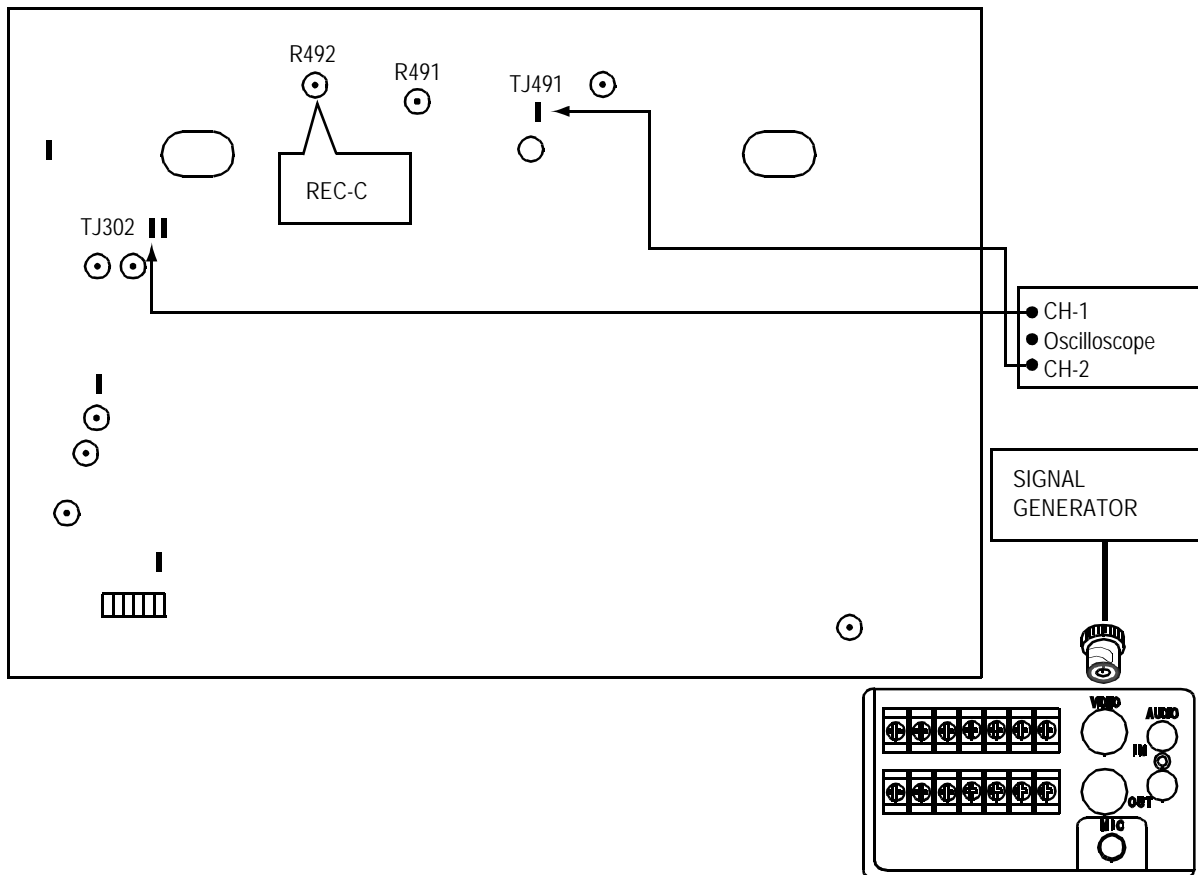
- 1) Supply the Color Bar Signal to the VIDEO IN JACK, and set the VCR to the REC mode.
- 2) Connect the oscilloscope to TJ396 and trigger scope with a composite sync signal at TJ302.
- 3) Record the Color Bar Signal for a few minute and playback it. Then confirm that the playback video output level (TJ396) is $2.0 \pm 0.2V_{p-p}$.
- 4) Adjust as follows if the playback video output level is not $2.0 \pm 0.2V_{p-p}$.
 - 4-1) Adjust R392 a little.
 - 4-2) Record the Color Bar Signal for a few minute and playback it.
 - 4-3) Confirm the playback video output level.
 - 4-4) Repeat the procedure of 4-1) to 4-3) until the playback video output level becomes 2.0 ($0.2V_{p-p}$ between sync tip and 100% white level).



(5) C RECORD CURRENT

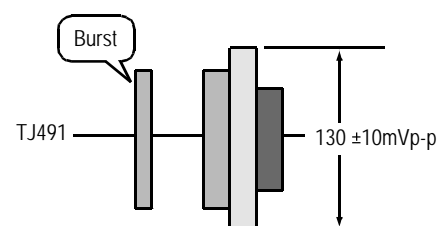
Adjustment Parts	Check Point	Measuring Equipment	Test Tape	Input Signal
R492	TJ491	Signal Gen. Oscilloscope	Blank Tape	Color Bar

❖ CONNECTION METHOD



❖ ADJUSTMENT PROCEDURE

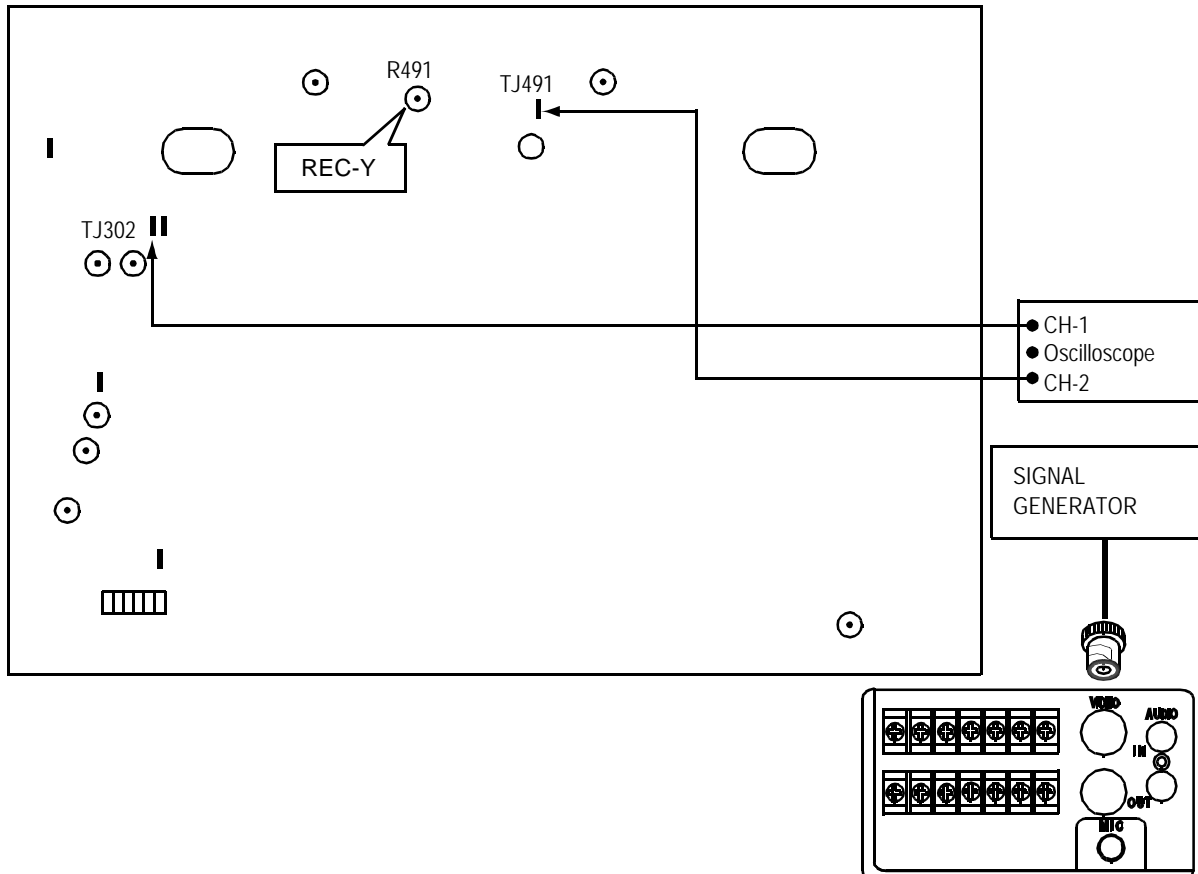
- 1) Supply the Color Bar Signal to the VIDEO IN JACK, and set the VCR to the REC mode.
- 2) Connect the oscilloscope to TJ491 and trigger the scope with a composite sync signal at TJ302.
- 3) Adjust R491 until Y-FM record current is minimized.
- 4) Adjust R492 until color record current is $130 \pm 10\text{mVp-p}$.



(6) Y RECORD CURRENT


Adjustment Parts	Checking Point	Measuring Equipment	Test Tape	Input Signal
R491	TJ491	Signal Gen. Oscilloscope	Blank Tape	Color Bar

❖ CONNECTION METHOD



❖ ADJUSTMENT PROCEDURE

- 1) Supply the Color Bar Signal to the VIDEO IN JACK.
- 2) After Inserting a Rec Tape, Rec in SP MODE.
- 3) Connect the oscilloscope to TJ491 and trigger the scope with a composite sync signal at TJ302.
- 4) Adjust R491 until Y-FM record current is $500 \pm 10\text{mVp-p}$. (Standard SYNC Tip)

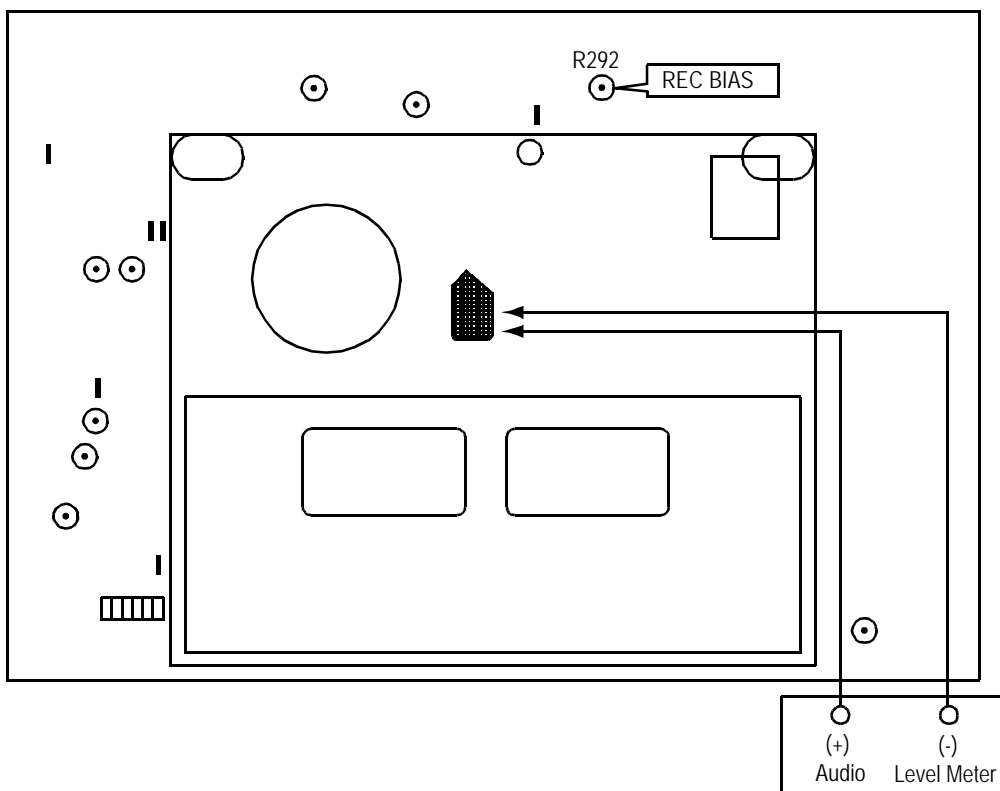


3. AUDIO CIRCUIT ADJUSTMENT METHOD

(1) AUDIO RECORD BIAS

Adjustment Parts	Checking Point	Measuring Equipment	Condition of Adj.	Test Tape
R292	-	Audio Level Meter	REC mode	Blank Tape

❖ CONNECTION METHOD



❖ ADJUSTMENT PROCEDURE

- 1) Supply the signal in the OPEN mode.
- 2) Connect the Audio Level Meter to R01 at the Deck AC Head.
- 3) After inserting a blank tape, record in SP mode.
- 4) Adjust R292 to obtain 3 m Vrms .

SPECIFICATIONS

Video Signal system	NTSC
REC/PB System	Helical scanning system
Tape Width	12.65mm (1/2 inch), VHS
Record system of Luminance Signal	Frequency modulation record
Record system of Color Signal	Down converted subcarrier phase shift system
Tape Speed (T-120)	2H : 33.35mm/s (SP), 6H : 11.12mm/s(EP), 18H : 3.71mm/s, 36H : 1.85mm/s
Record/Play Time (T-120)	SP : 2H/24H/36H, EP : 6H/18H/24H (PLAY)
FF/REW Time (T-120)	Within 3 minutes
Video Signal Input	1.0Vp-p 75 Ω , unbalanced
Video Signal Output	1.0Vp-p 75 Ω , unbalanced
Luminance Signal to Noise ratio	SP : Minimum 45dB, EP : Minimum 41dB
Horizontal resolution	Minimum 350 Lines (B/W), Minimum 300 Lines (Color)
Audio Signal Input	Line Input -8.8dBm (1KHz), 47K Ω minimum
Audio Signal Output	Line Output -7.8dBm (1KHz), 1K Ω maximum
Audio Signal to Noise Ratio (A.Weighted)	SP : 42dB minimum VHS, EP : 40dB minimum VHS
Audio Frequency Range	SP : 0+3, -6dB [100Hz~10KHz] VHS, EP : 0+3, -6dB [100Hz~5KHz] VHS
Distortion	SP : 4% maximum VHS, EP : 5% maximum VHS
WOW Flutter	SP : 0.3% maximum VHS, EP : 0.4% maximum VHS
Alarm input	DC 4-5V (open), DC 0-0.8V (closed) / 5.7k Ω
Alarm output	DC 4-5V (High), DC 0-0.8V (Low) / 5.7k Ω
Panic input	DC 4-5V (open), DC 0-0.8V (closed) / 5.7k Ω
End output	DC 4-5V (High), DC 0-0.8V (Low) / 5.7k Ω
Warning output	DC 4-5V (High), DC 0-0.8V (Low) / 5.7k Ω
Series input	DC 4-5V (High), DC 0-0.8V (Low) / 5.7k Ω
Series output	DC 4-5V (High), DC 0-0.8V (Low) / 5.7k Ω
Switch output	DC 4-5V (High), DC 0-0.8V (Low) / 5.7k Ω
Common	GND
Microphone Input	-60dBs 3.5mm mini Jack 10k ohm, unbalanced
Accuracy of Timer	Within 2 seconds per day
Compensate Time for Power Fail	About 1 Month
Power Supply	AC 120V, 60Hz
Power Consumption	17W
Operation Temperature	5 $^{\circ}$ C ~ 35 $^{\circ}$ C (Humidity : under 80%)
Storage Temperature	-20 $^{\circ}$ C ~ 60 $^{\circ}$ C
Dimension (W x H x D)	360 x 90 x 300 (mm)
Weight	Approximate 4.3 Kg (NET)

TIMELAPSE REC/PB SPEED CHART

	TAPE	MODE	TAPE SPEED			REMARK	
REC MODE	T-120	SP	2H		24H	36H	EP 24H MODE IS POSSIBLE IN PLAY MODE.
		EP		6H	18H		
T-160	SP	2.7H			32H	49.5H	
	EP		8H	24H			
PLAY MODE	T-120	SP	2H		24H	36H	
		EP		6H	18H	24H	
T-160	SP	2.7H			32H	49.5H	
	EP		8H	24H			
AUDIO			POSSIBLE		NOT POSSIBLE		

CIRCUIT OPERATION

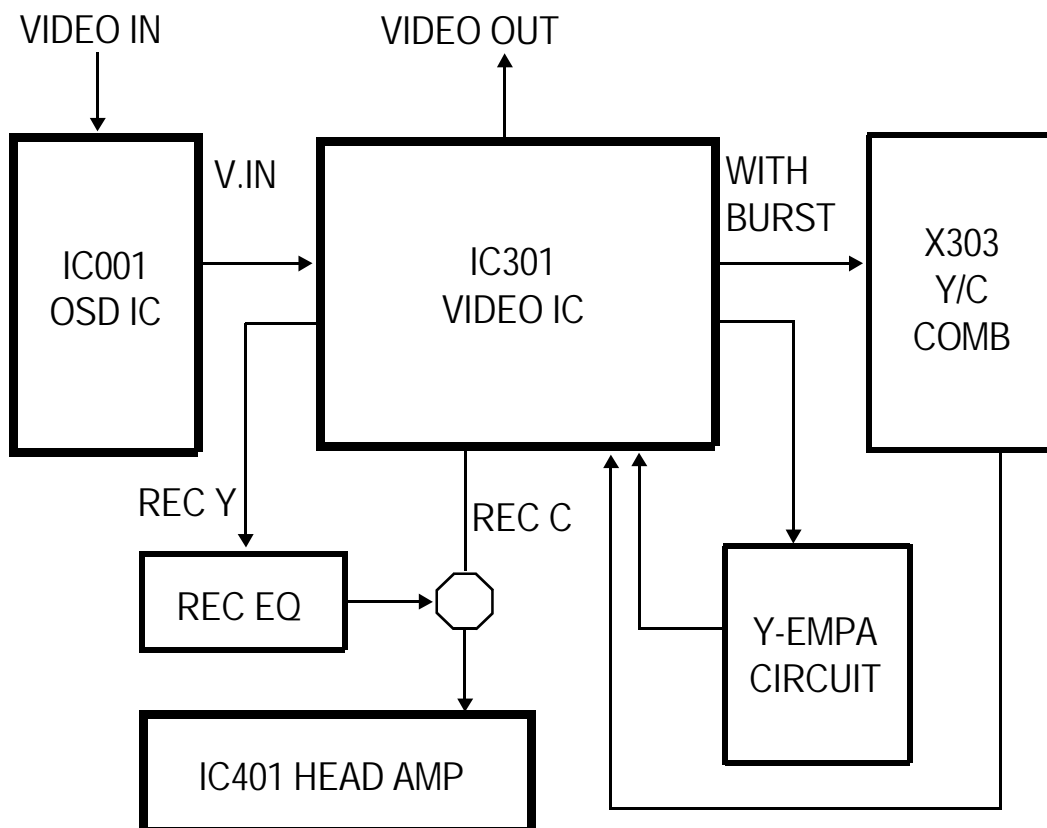
1. VIDEO PART

1-1) EE MODE

Video Signal which is output from RL902 is input to pin 37 of IC301 through OSD IC. It is amplified 6dB by AGC, then it is output to pin 34. This output signal is output to Video Jack through RL902 of RELAY IC.

1-2) REC MODE

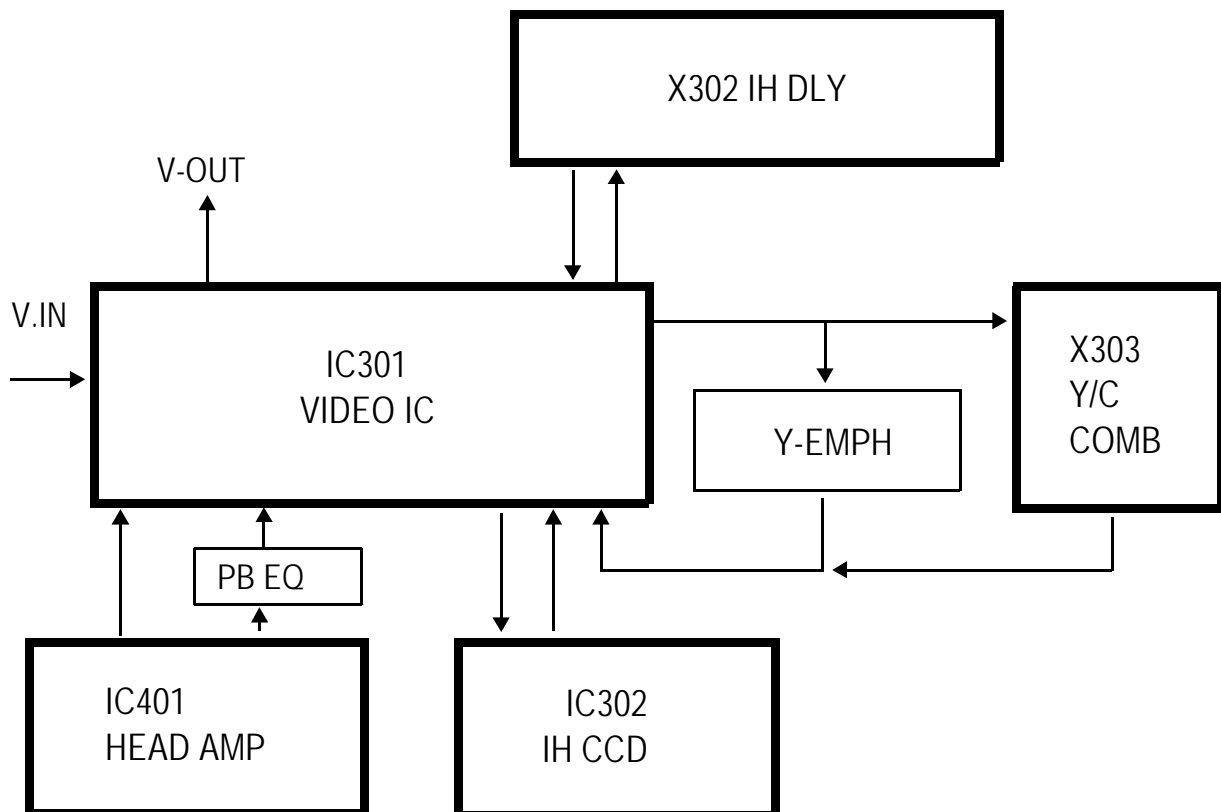
The signal which is input to pin 37 of IC301 is output to pin 3 through IC internal AGC AMP. If this output signal has burst, it is input to X303 then it separates color signal. If it has not burst, it will pass Y-Emphasis circuit. Each signal is input to pin 4 then passes 3.5M LPF. Luminance signal is output from pin 40 after FM modulator through MAIN-Emphasis and color signal is output from pin 15 after low-converted. Each signal is input to pin 12 of IC401 through REC-EQ, then it is recorded on the tape through HEAD after passing out MIX AMP.



1-3) PB MODE

When playing the tape, the signal which is picked up from the tape is amplified 50 dB. Then luminance signal goes to pin 11 and color signal goes to pin 7 through AGC. Luminance signal of pin 11 is input to pin 39 of IC301 through PB EQ circuit in order to match playback characteristic. Color signal which is output from pin 7 of IC401 is input to pin 15 of IC301. PB FM signal is demodulated by IC internal demodulator then it is input to pin 3 after MAIN DE-Emphasis process. If this output signal has burst, color component will be separated by X303. If it has burst, it is input to pin 4 of IC301 through Y-emphasis circuit. The signal which is input to pin 4 is output from pin 12 through 3.5M LPF, then it is input to pin 10 through 1H CCD. Color signal which is input to pin 15 passes ACC in order to stabilize level, then 3.58H components will be extracted by 3.58M BPF through Main Converter.

This 3.58M color signal is input to pin 25 of IC301 in order to eliminate crosstalk, then it will be mixed with luminance signal after passing CNR circuit. Finally Y/C composite video signal is output from pin 34.



2. AUDIO PART

2-1) EE MODE

External AUDIO signal which is input to pin 16 of IC201 is output from pin 22 of IC201 after being amplified through ALC and Line Amp.

2-2) REC MODE

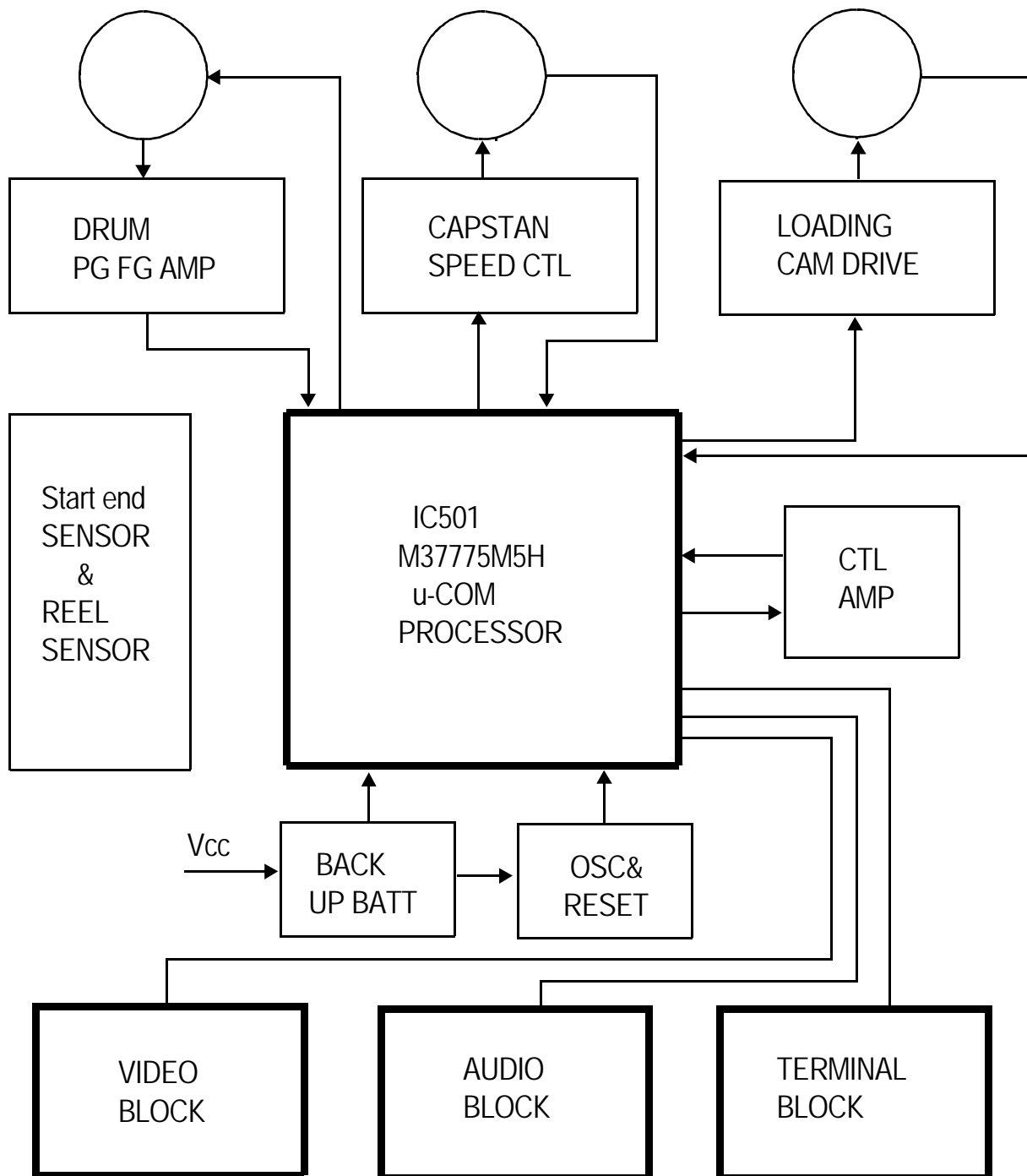
It will be the REC mode when REC 5V is input to pin 24 of IC201. Input signal will be replaced on the tape through R/P HEAD after being amplified and modulated with Bias Frequency. Input signal is amplified and frequency compensated by REC AMP, ie. it means high band compensation in order to match AUDIO HEAD characteristic. Each mode's peaking frequency will be determined by BIAS element (R, L, C) of REC AMP. OSC oscillation frequency is 70KHz sinewave, it will be used for tape's full erasing and AUDIO TRACK erasing.

2-3) PB MODE

It will be the PB mode when PB 5V is input to pin 11 of IC201. The signal which is picked up from AUDIO HEAD is input to EQ AMP, then constant Audio Level will be output by PB LEVEL fixed resistor after each mode is amplified and frequency is compensated. 18H AUDIO output level will be compensated with receiving Audio 24H(H) control of u-COM. Finally this output signal is output through 20KHz LPF.

3. SERVO SYSCON PART

3-1) BLOCK DIAGRAM



<K580N-T SERVO SYSCON BLOCK>

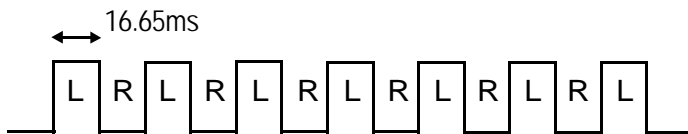
3-2) TIME LAPSE RECORDING METHOD

The numbers of VHS 2HOUR (SP), 6HOUR (EP) REC FIELD are 60 field/sec, then it will be 1FRAME = 33.3Ms, 1FIELD = 16.65Ms.

CAPSTAN MOTOR FG numbers for Time Lapse are 6HOUR(EP) = 720 numbers/sec, 2HOUR(SP) = 720*3=2160 numbers/sec.

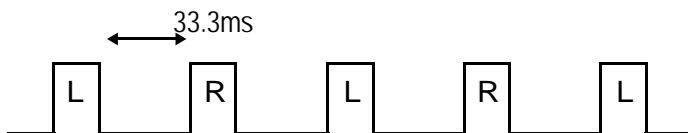
18H(EP) RECORDING (20FIELD/SEC)

2H & 6H (60FIELD/SEC)



(Capstan FG numbers are ; 1SEC:720=16.65ms:X X=12)

18H (20FIELD/SEC) : Recording 1 field per 3 fields



(Capstan FG numbers are ; 1SEC:720=33.3ms:X X=24)

- ◆ u-COM controls capstan motor (C I LIMIT) with capstan motor FG numbers. DRUM HEAD ON/OFF controlled by HEAD AMP SW & REC mute signal.

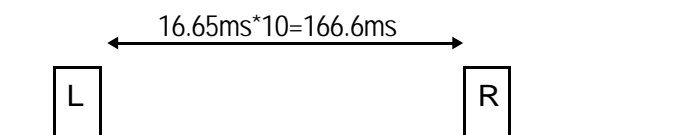
24H(SP) RECORDING (5FIELD/SEC)

: recording 1 field per 12 fields



(Capstan FG numbers are ; 1SEC:720=16.65ms:X X=12)

18H (20FIELD/SEC) : Recording 1 field per 3 fields



(Capstan FG numbers are ; 1SEC:2160=166.6ms:X X=36)

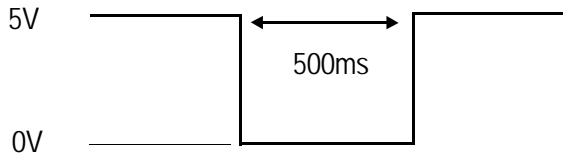
- ◆ u-COM controls capstan motor (C I LIMIT) with capstan motor FG numbers. DRUM HEAD ON/OFF controlled by HEAD AMP SW & REC mute signal.

3-3) TERMINAL PART

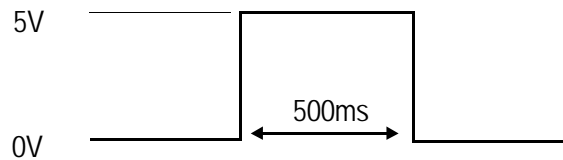
ALARM INPUT

Connect DOOR SW&SENSOR etc and this port will be used for emergency recording by using open/close status.

N/O(NORMALY OPEN)

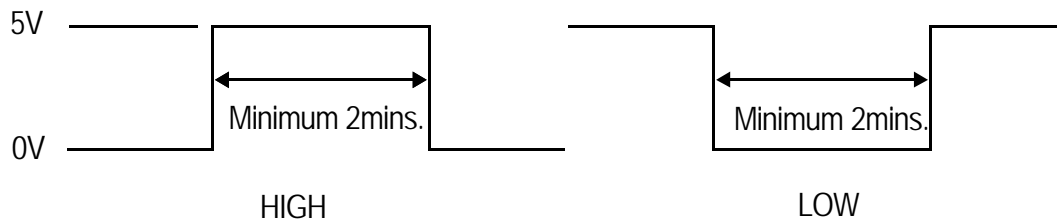


N/C(NORMALY CLOSED)



ALARM OUTPUT

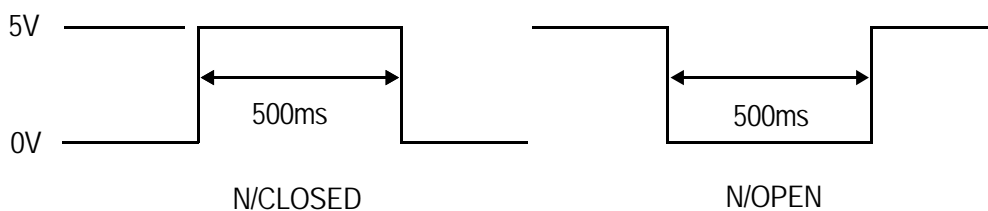
This port is always triggered during ALARM REC, which is used to inform the outside that time lapse VCR is now performing Alarm Recording.



◆ Trigger Time will be the set time on MENU, it will be approximately 2 minutes at least.

PANIC INPUT

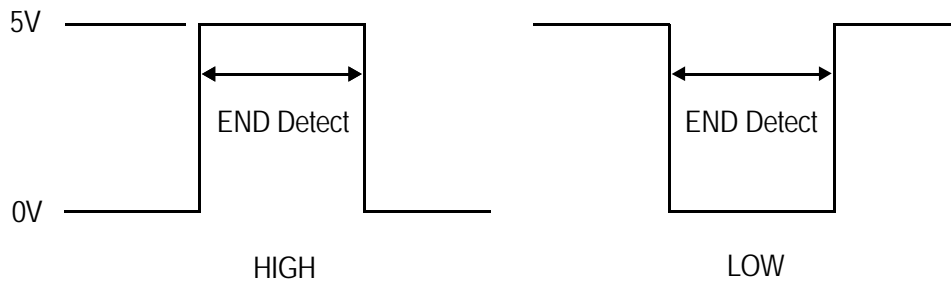
This is the first priority REC, then operation is similar as Alarm Rec. But if Panic Recording is triggered, the set stops all kinds of Recording then starts recording with 2H(SP) mode at the end of tape.



CIRCUIT OPERATION

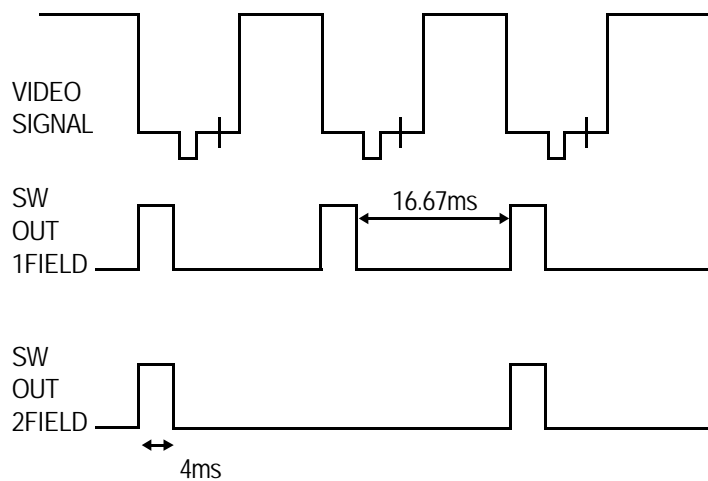
TAPE END OUT

When the recording tape ends during recording, end sensor will be detected. This port is used Alarm to outsider until release the end sensor detecting.



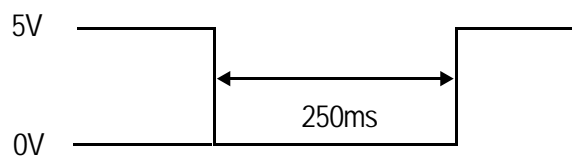
SW OUTPUT

This port is used triggering video signal with external equipment during recording.



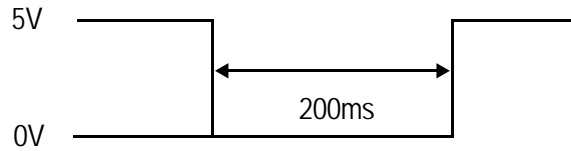
SERIES OUTPUT

When the series recording proceeds after setting the series recording to "on", this port is used to output the control signal to the set which will be recorded continuously after pre-recording set.

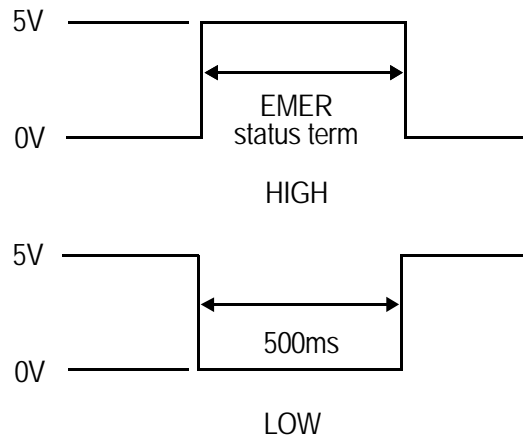


SERIES INPUT

When the series recording proceeds after setting the series recording to "on", this port is used to receive the control signal to the set which will be recorded continuously after pre-recording set.

**WARNING OUTPUT**

This port is used to inform emergency status of Time Lapse VCR Set to outsider.



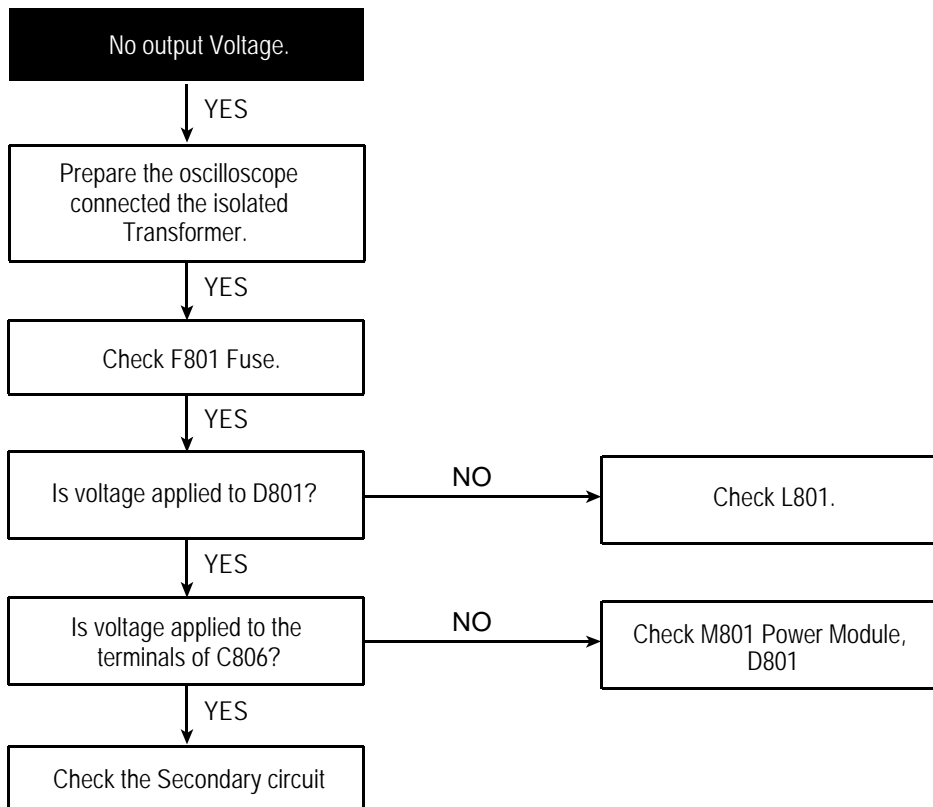
TROUBLE SHOOTING FLOW CHART

1. POWER CIRCUIT

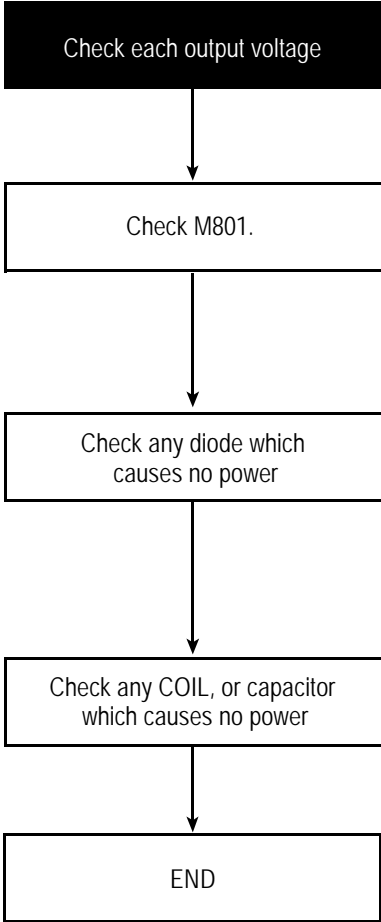
When changing the parts which are broken first, remove the power plug from the socket and then discharge the voltage across the terminals of C806. (Use an external $K\Omega$ resistance)

When check the primary circuit , use the oscilloscope isolated properly (Use the isolated transformer) and connect GND to the primary GND, however it is not necessary to isolate the oscilloscope when check the secondary circuit.

A. CHECKING THE PRIMARY CIRCUIT

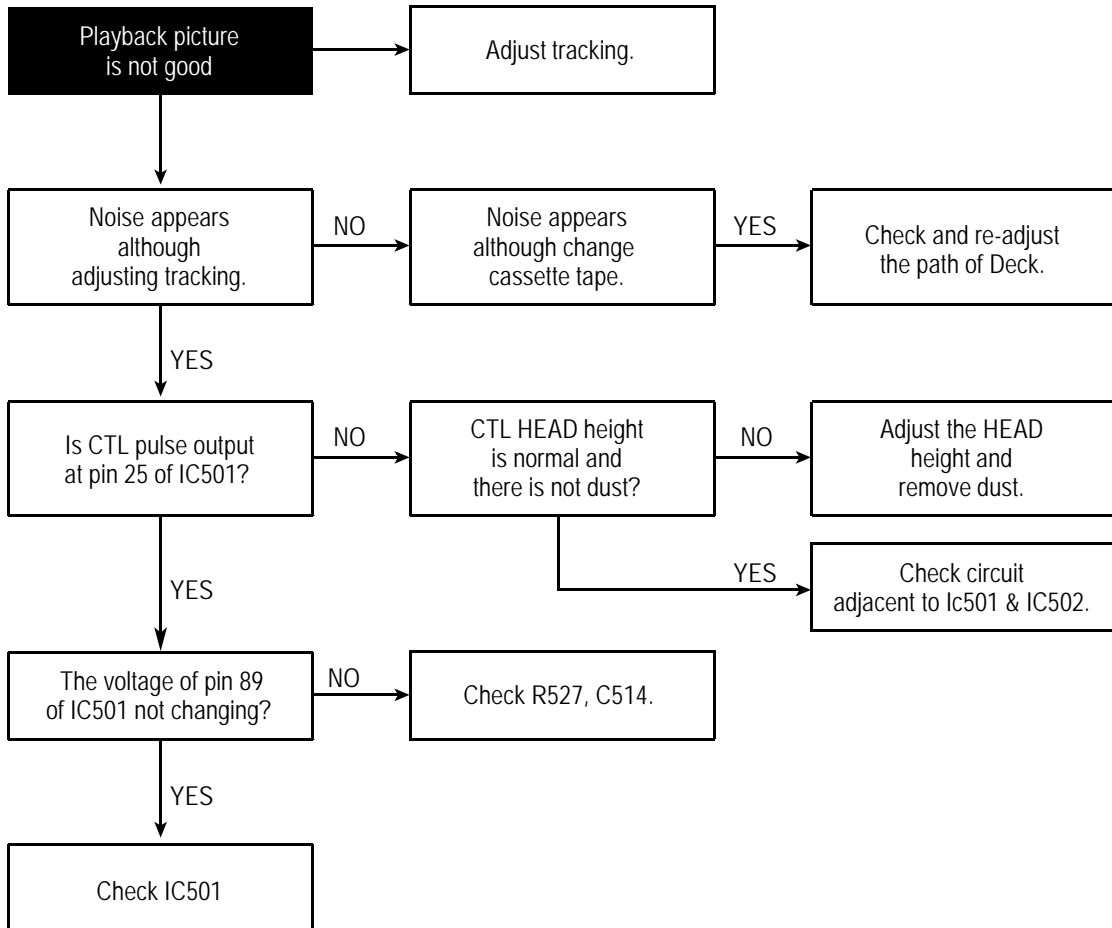


B. CHECKING THE SECONDARY CIRCUIT

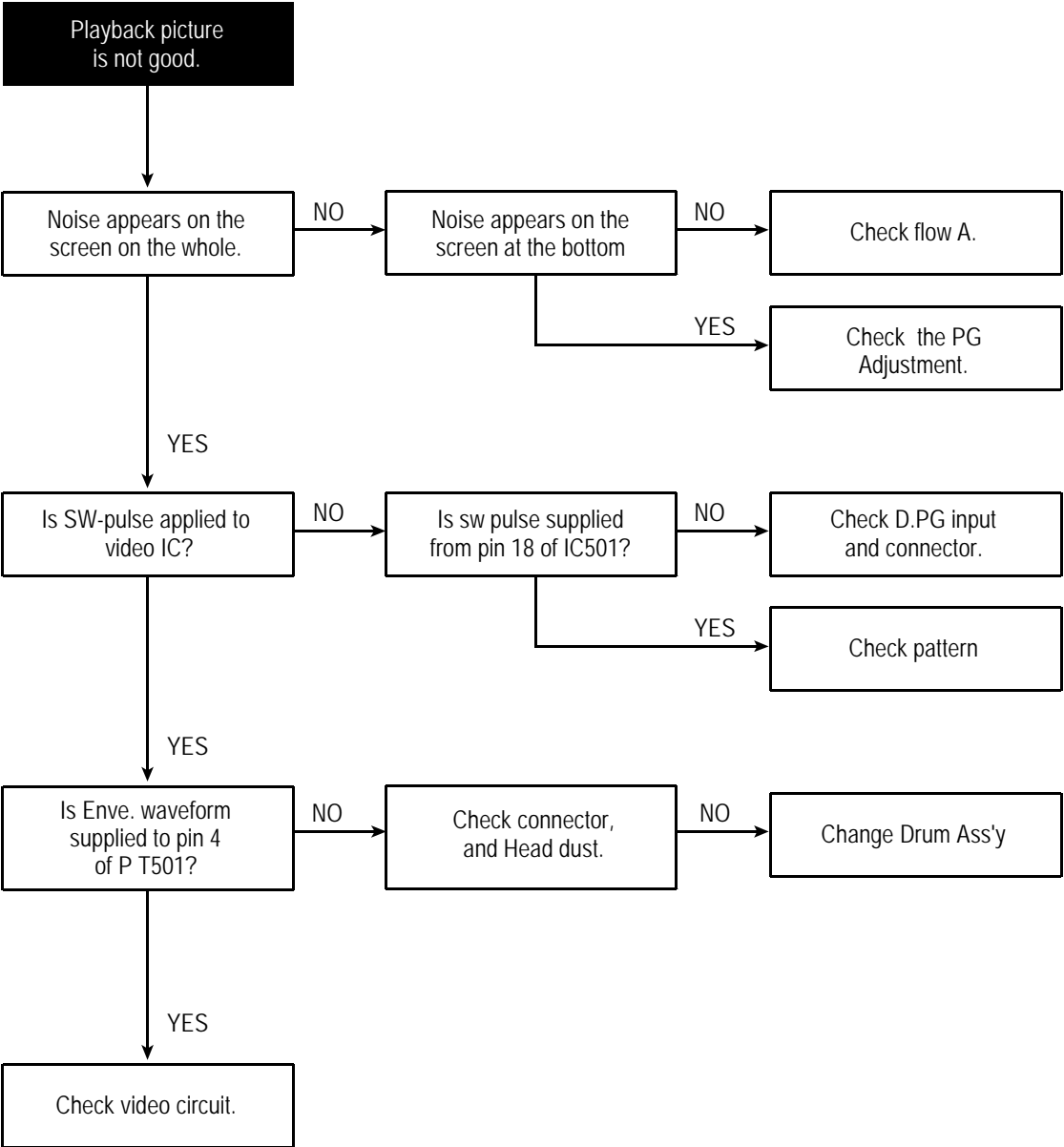


2. SERVO-SYSCON CIRCUIT

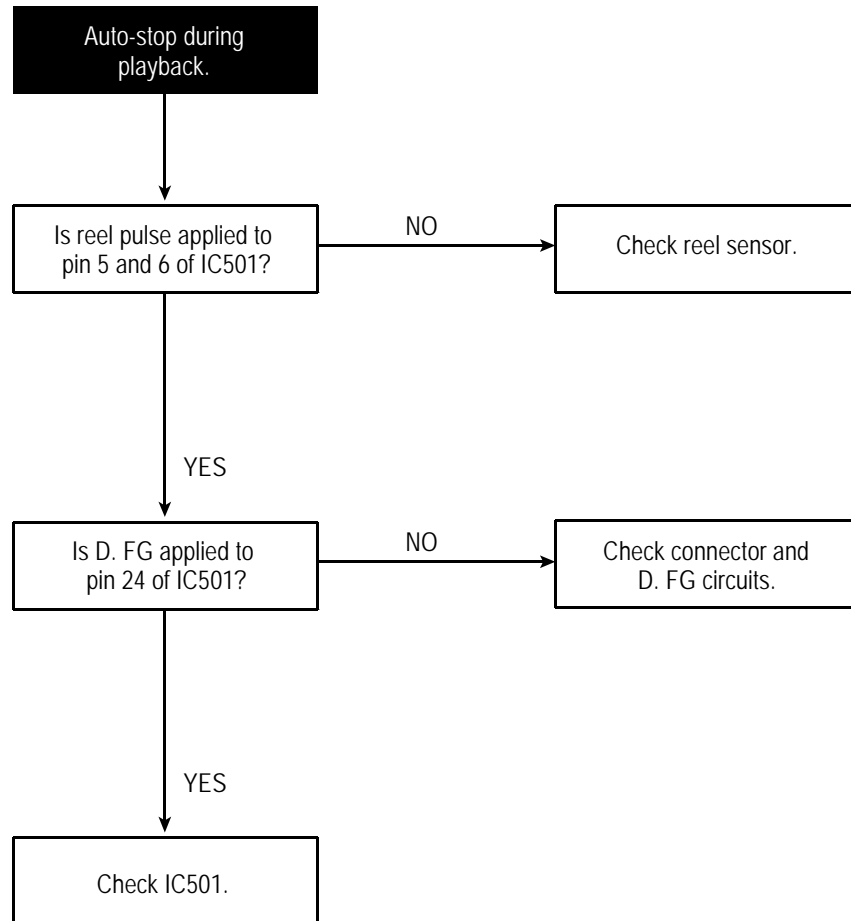
A.



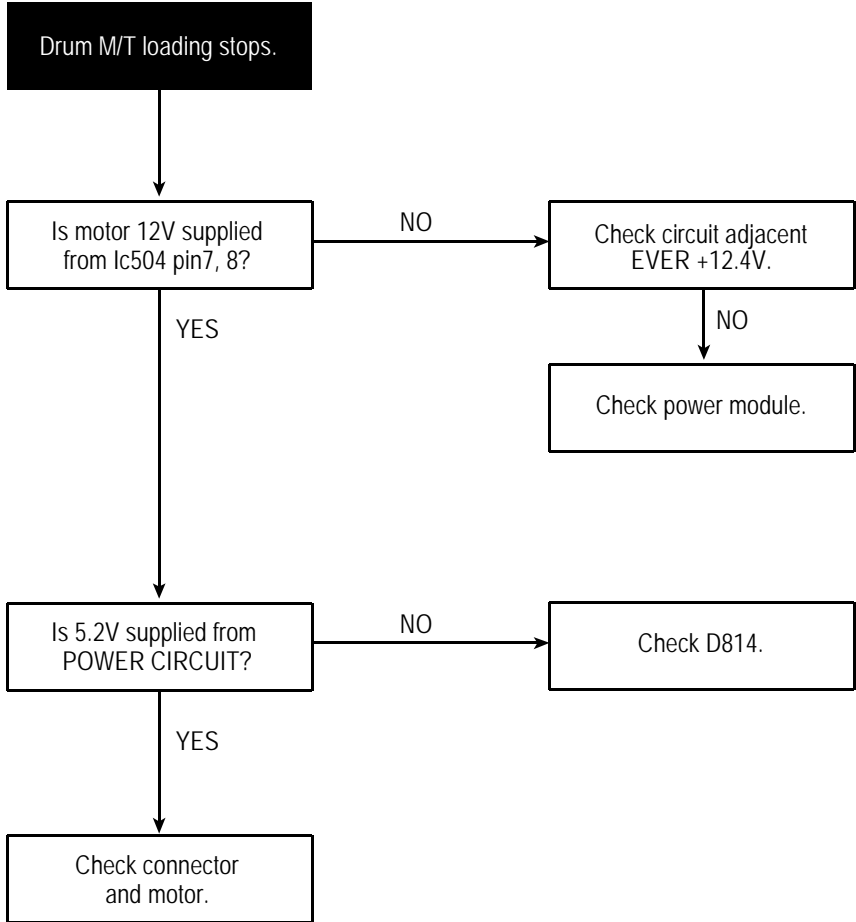
B.



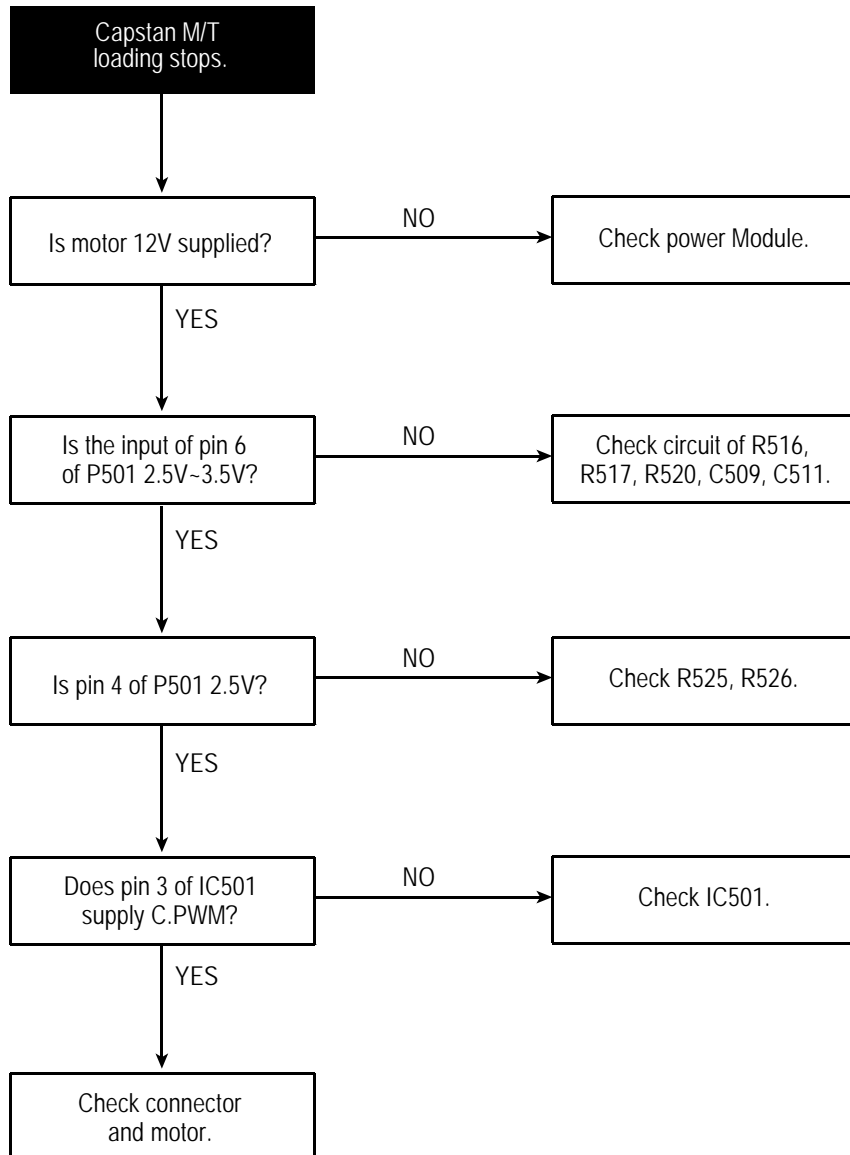
C.



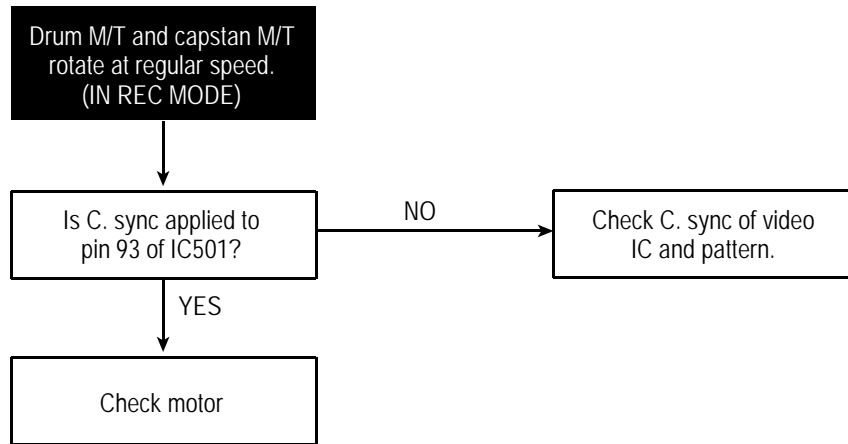
D.



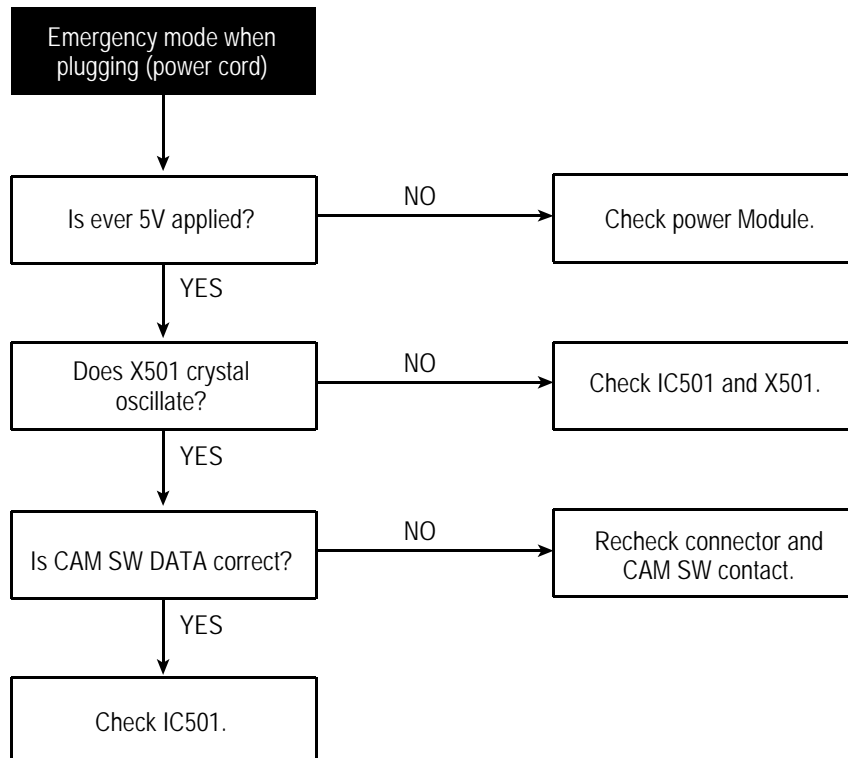
E.



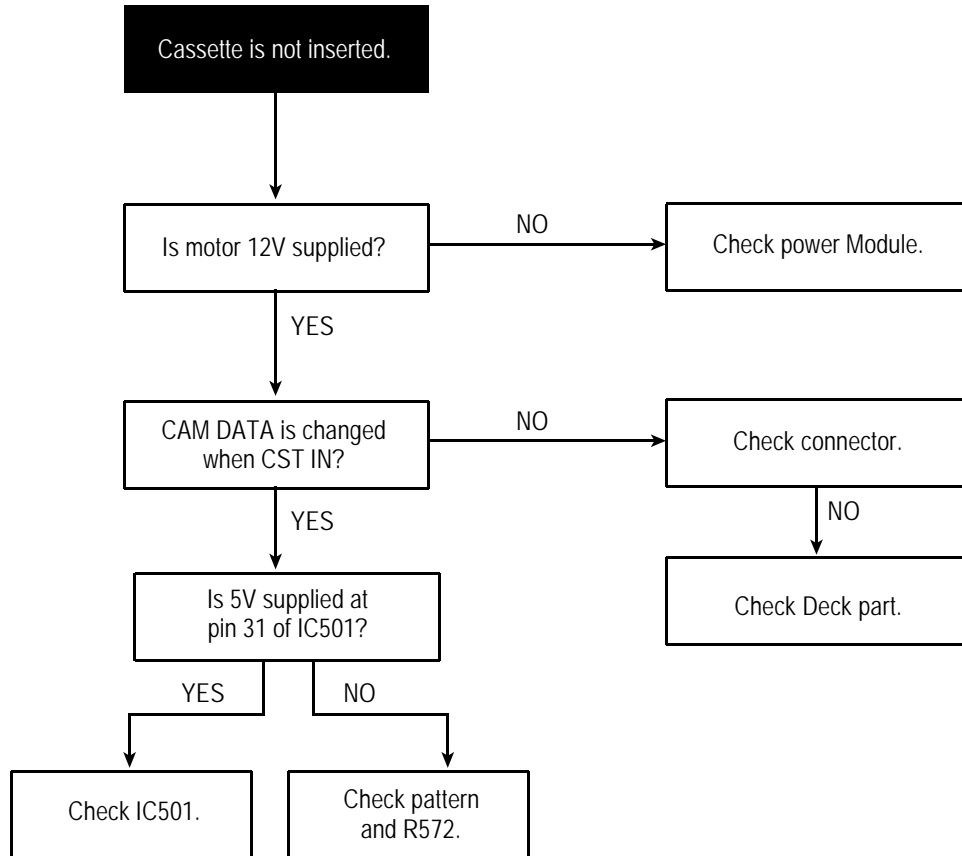
F.



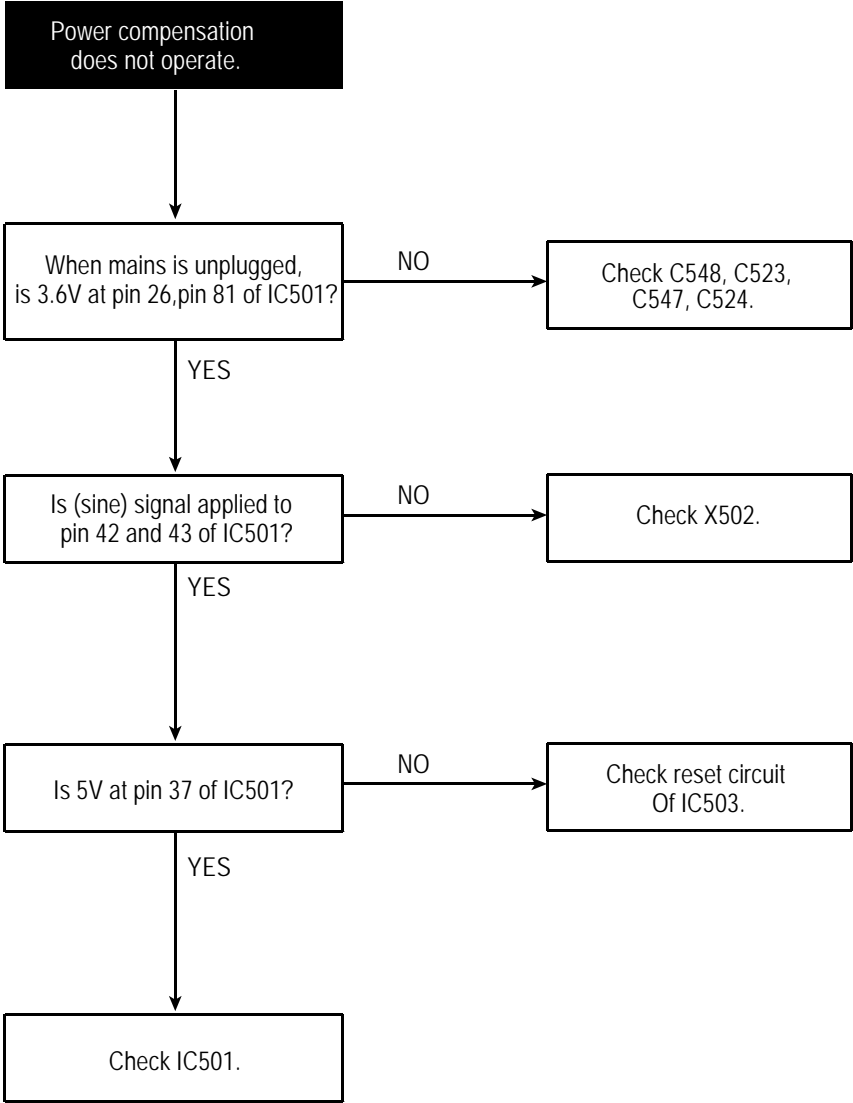
G.



H.

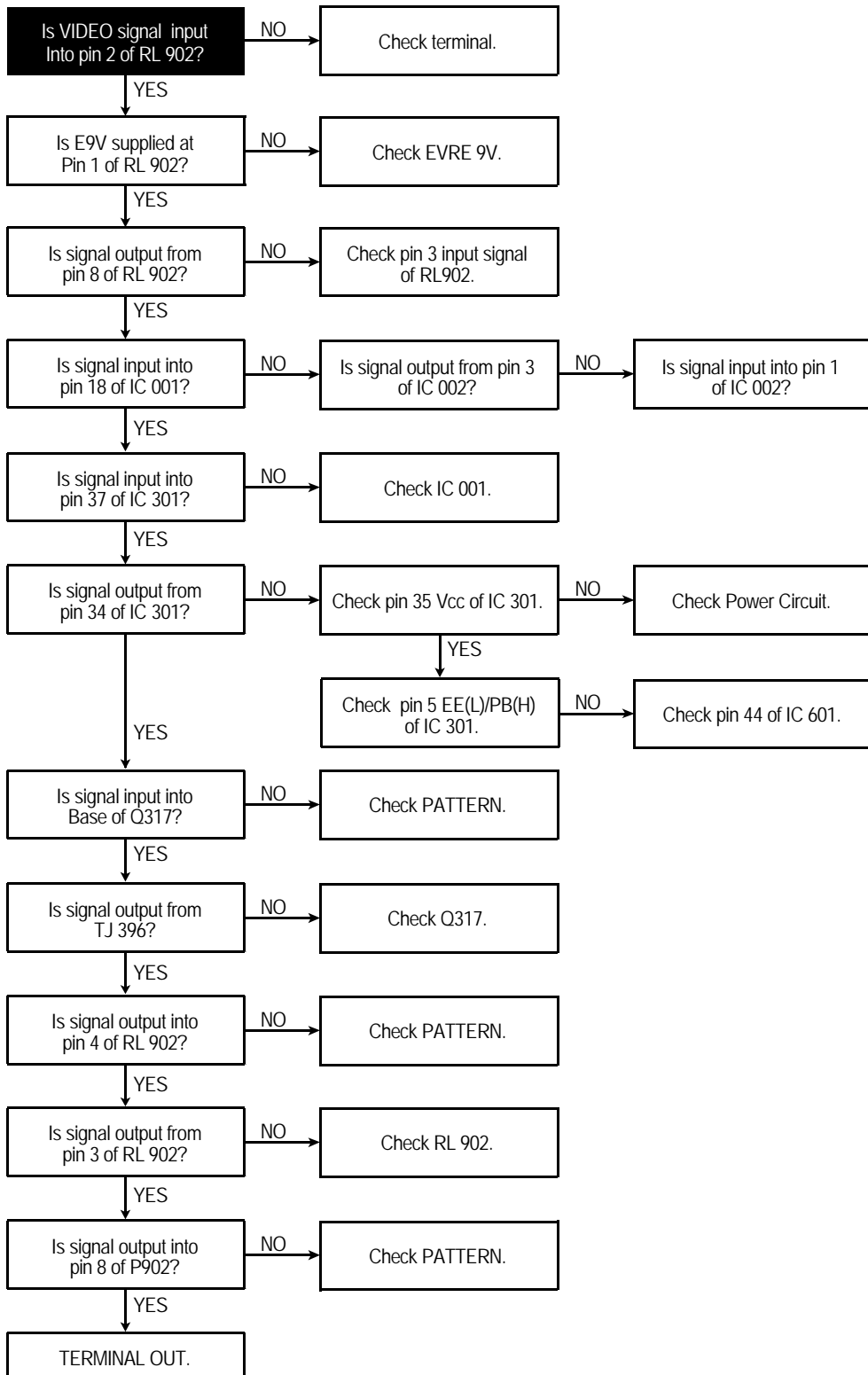


I.

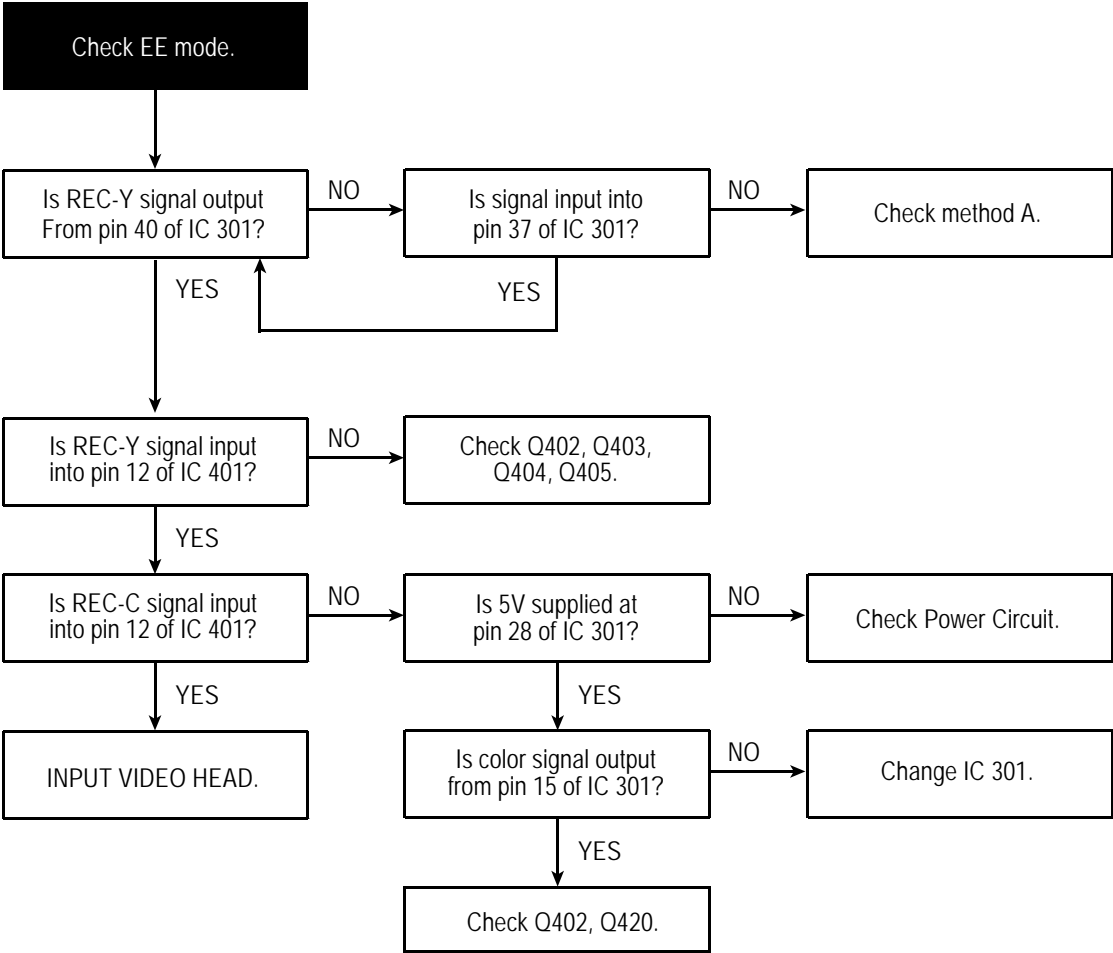


3. VIDEO CIRCUIT

A. EE MODE N.G.

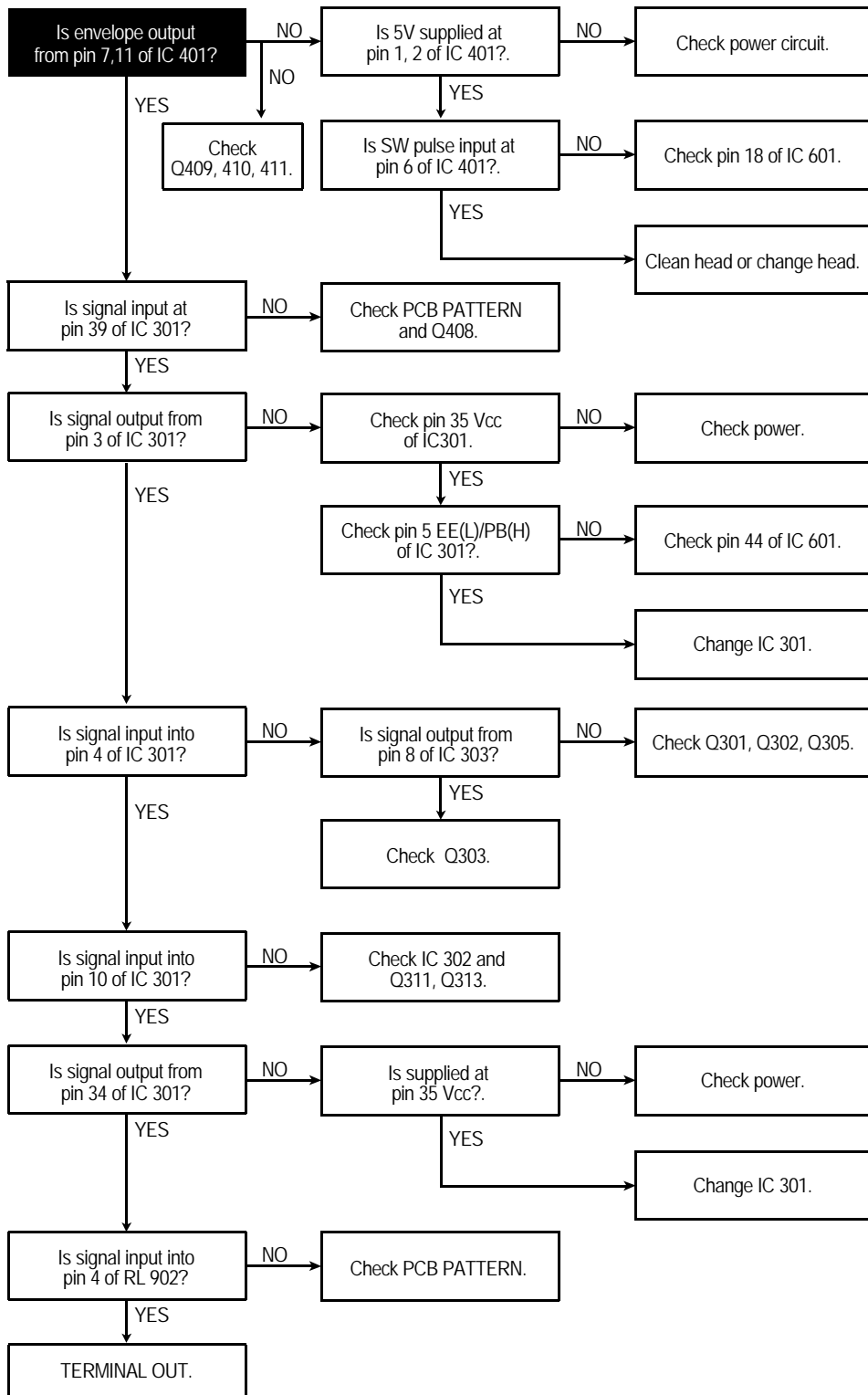


B. REC SIGNAL N.G.

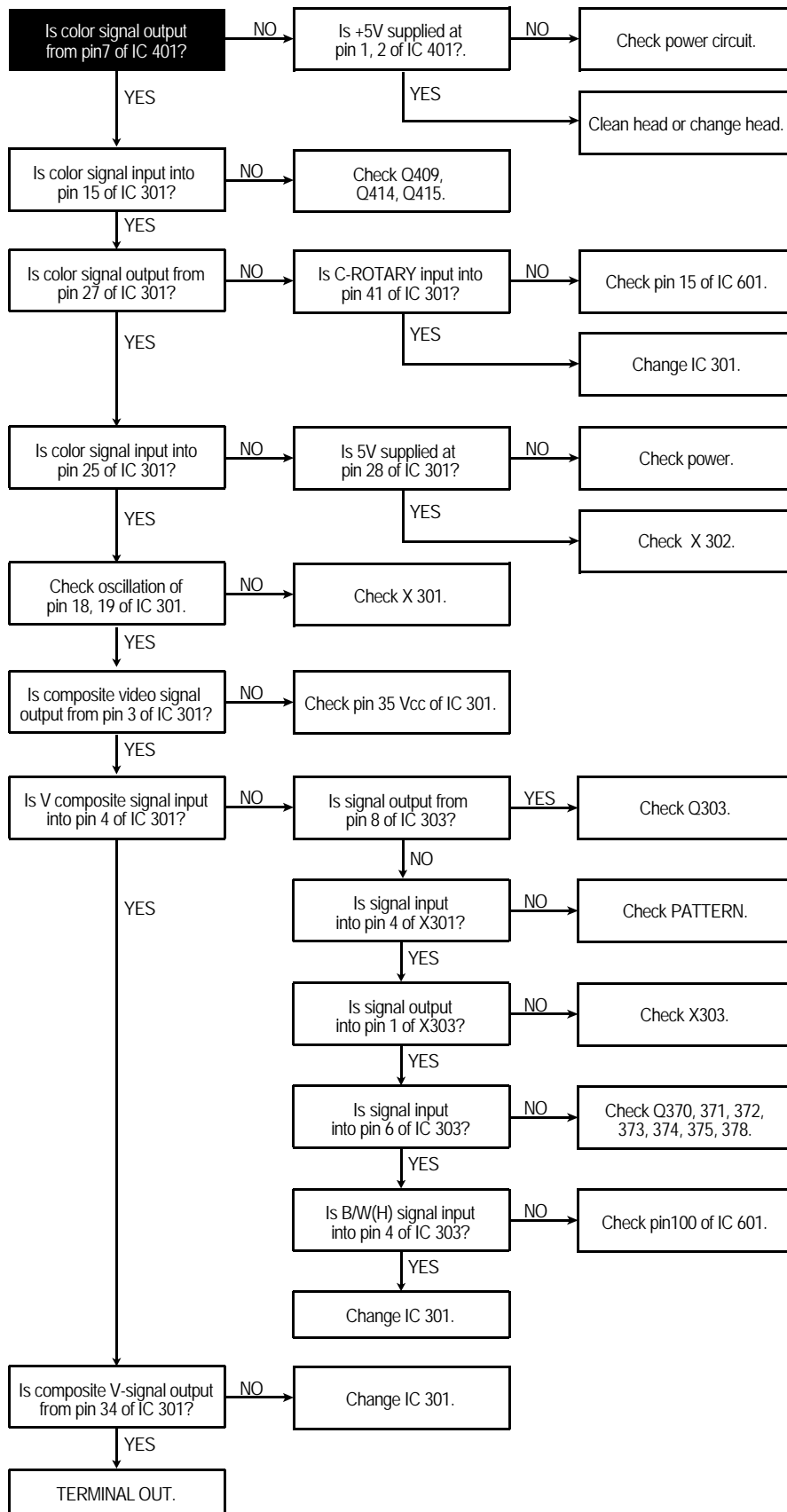


TROUBLESHOOTING FLOW CHART

C. PB-Y SIGNAL N.G.

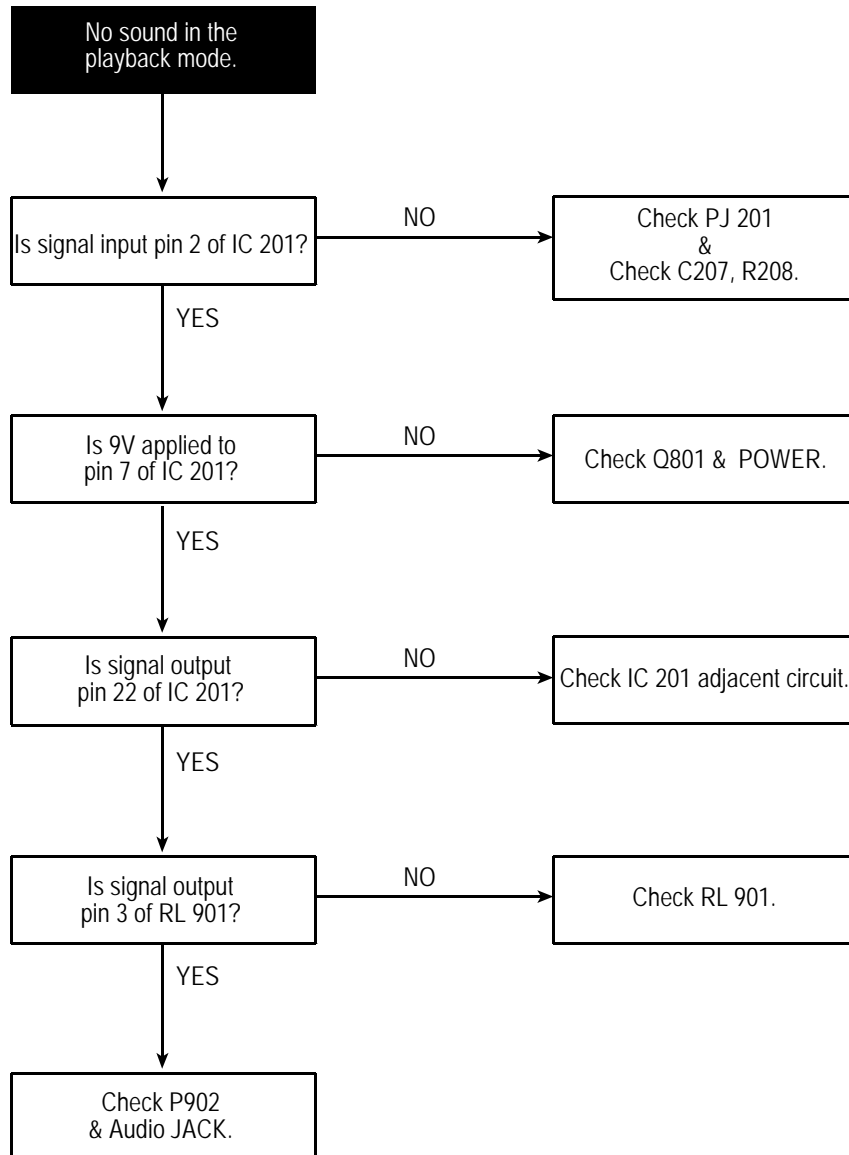


D. PB-C SIGNAL N.G.

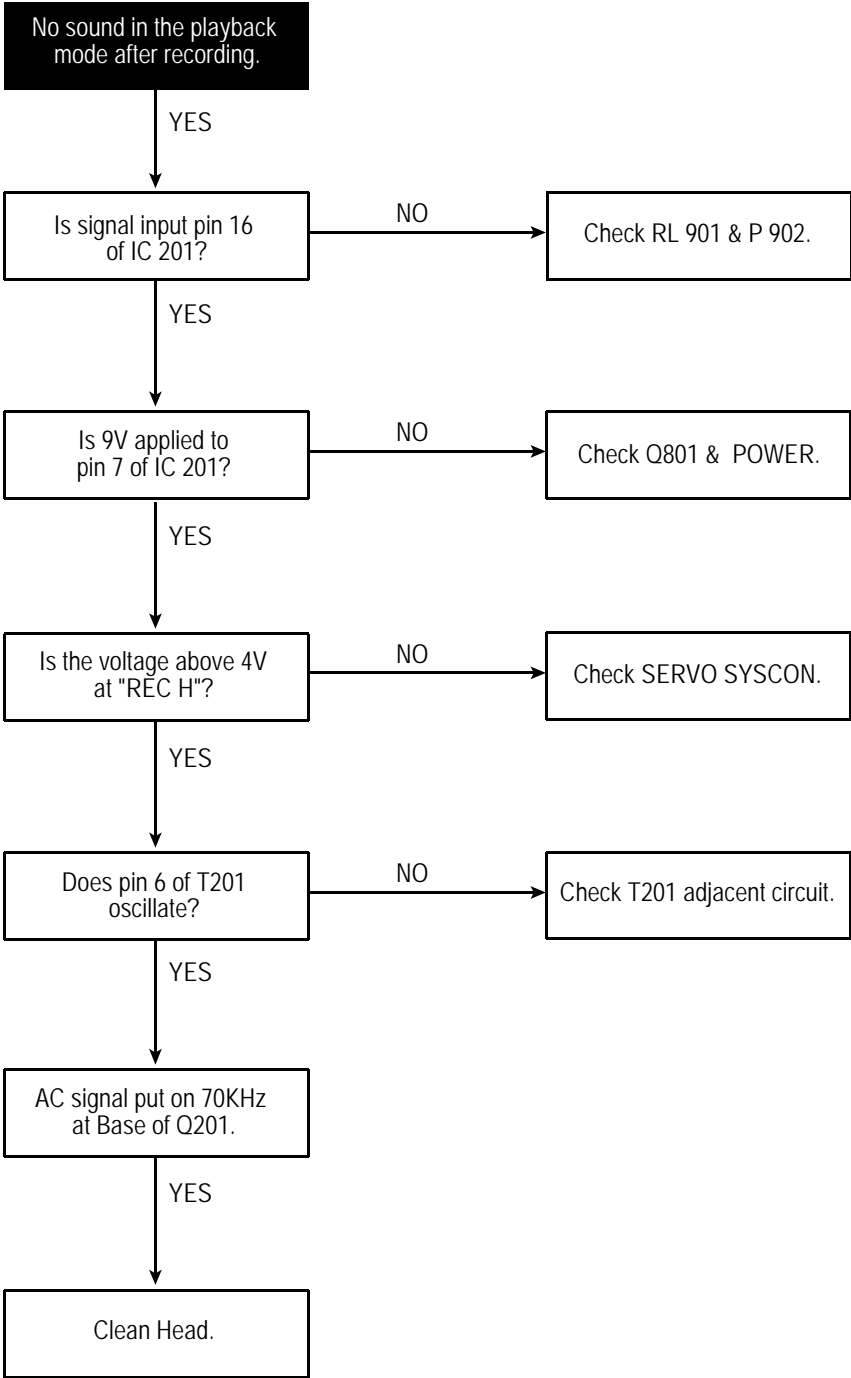


4. AUDIO CIRCUIT

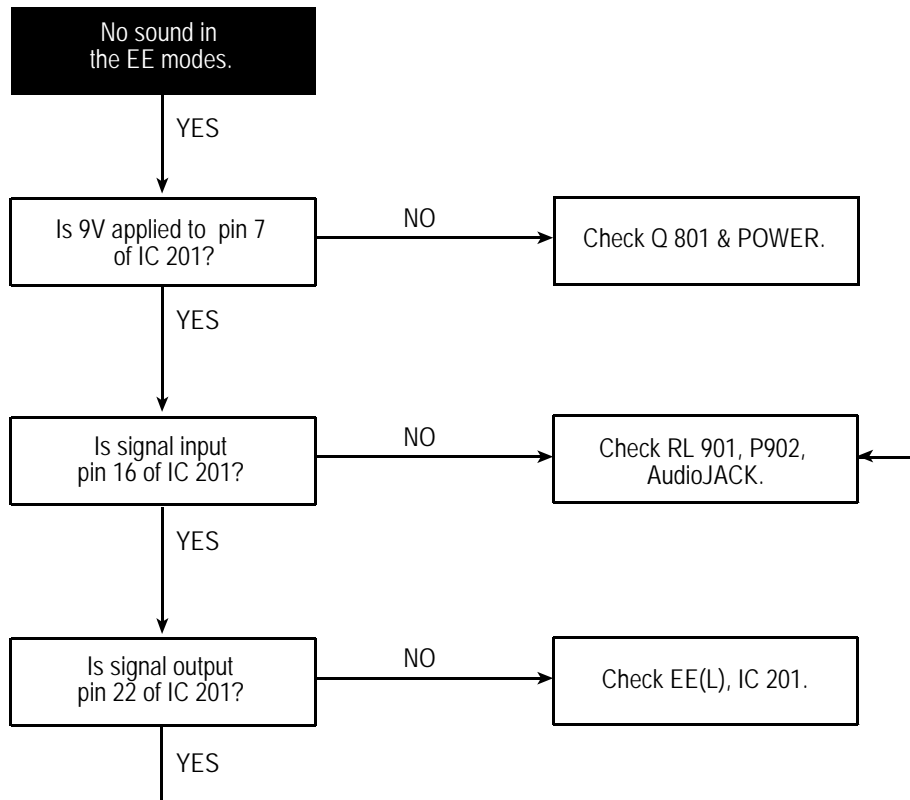
A. TROUBLESHOOTING OF PB MODE



B. TROUBLESHOOTING OF REC MODE



C. TROUBLESHOOTING OF EE MODE



u-COM PORT DESCRIPTION

NO	PORT	SET	PORT NAME	DESCRIPTION
1	I/O	OUT	S OUTPUT	Series record output
2	I/O	IN	S INPUT	Series record input
3	I/O	OUT	C PWM	Capstan control
4	I/O	OUT	D PWM	Drum control
5	I/O	IN	S REEL	Supply reel
6	I/O	IN	T REEL	Take up reel
7	I/O	OUT	SP (H)	SP HIGH
8	I/O	OUT	BUZ SIG	Buzzer sound signal
9	I/O	OUT	AUDIO 24H (H)	Audio 24H Output level control
10	I/O	OUT	REC MUTE	Record mute
11	I/O	IN	REMOCON IN	Remocon input
12	I/O	OUT	C I LIMIT	Capstan current limit
13	I/O	OUT	C F/R	Capstan F(-) / R(+)
14	I/O	OUT	SLOW STEP CTL	Schmidt level select for slow playback
15	I/O	OUT	C ROTARY	Color rotary
16	I/O	OUT	H.A SW	Head Amp switching
17	I/O	IN	ENVE COMP	Enve compare
18	I/O	OUT	PB SW	Video switching
19	I/O	OUT	Q V SYNC	Q V Sync
20	I/O	OUT	SW OUT	Field/Frame switching output
21	I/O	OUT	REC CTL	Record control
22	I/O	IN	C FG	Capstan FG
23	I/O	IN	D PG	Drum PG
24	I/O	IN	D FG	Drum FG
25	I/O	OUT	PB CTL	PB Control
26	Vcc	Vcc	Vcc	Vcc
27	I/O	IN	CAM A	CAM Data A
28	I/O	IN	CAM B	CAM Data B
29	I/O	IN	CAM C	CAM Data C
30	I/O	IN	CAM D	CAM Data D
31	I/O	OUT	LM FWD	Loading forward
32	I/O	OUT	LM REV	Loading reverse
33	I/O	IN	SOFT RESET	Reset except running time
34	I/O	OUT	REC (H)	Record HIGH
35	NUB	N.C		GND
36	NUA	N.C		GND
37	RESET	IN	HARD RESET	All Reset
38	Xin	Xin	Xin	16MHz in

u-COM PORT DESCRIPTION

NO	PORT	SET	PORT NAME	DESCRIPTION
39	Xout	Xout	Xout	16MHz out
40	CLKSET	N.C	N.C	GND
41	Vss	N.C	N.C	GND
42	Xcin	Xcin	Xcin	32MHz in
43	Xcout	Xcout	Xcout	32MHz out
44	I/O	OUT	EE(L)	EE LOW
45	I/O	OUT	TRICK (H)	Trick HIGH
46	I/O	OUT	A MUTE (H)	Audio Mute HIGH
47	I/O	OUT	PB (L)	PB LOW
48	I/O	IN	D SEL	Drum select (2H'D / 4H'D)
49	I/O	IN	KEY4	Key IN 4
50	I/O	IN	KEY3	Key IN 3
51	I/O	IN	KEY2	Key IN 2
52	I/O	IN	KEY1	Key IN 1
53	I/O	GND	GND	GND
54	I/O	N.C	N.C	
55	I/O	IN	SET LOCK	Set Lock
56	I/O	IN	RMC LOCK	Remocon Lock
57	I/O	OUT	S8	LED Array segment data output
58	I/O	OUT	S7	LED Array segment data output
59	I/O	OUT	S6	LED Array segment data output
60	I/O	OUT	S5	LED Array segment data output
61	I/O	OUT	S4	LED Array segment data output
62	I/O	OUT	S3	LED Array segment data output
63	I/O	OUT	S2	LED Array segment data output
64	I/O	OUT	S1	LED Array segment data output
65	OUT	N.C	S14	GND
66	OUT	N.C	S15	GND
67	OUT	N.C	S16	GND
68	OUT	N.C	N.C	
69	OUT	OUT	G6	LED Array grid data output
70	OUT	OUT	G5	LED Array grid data output
71	OUT	OUT	G4	LED Array grid data output
72	OUT	OUT	G3	LED Array grid data output
73	OUT	OUT	G2	LED Array grid data output
74	OUT	OUT	G1	LED Array grid data output
75	V _{EE}	V _{EE}	V _{EE}	GND
76	V _{CC}	V _{CC}	V _{CC}	V _{CC}

NO	PORT	SET	PORT NAME	DESCRIPTION
77	I/O	OUT	OSD DATA	OSD Data
78	I/O	OUT	OSD STB	OSD Strobe
79	I/O	OUT	OSD CLK	OSD Clock
80	I/O	OUT	EP (H)	EP HIGH
81	V _{CC}	V _{CC}	V _{CC}	V _{CC}
82	V _{REF}	V _{REF}	V _{REF}	V _{REF}
83	I/O	OUT	WARNING OUTPUT	Warning output
84	IN	IN	REC SAFETY	Record protect
85	I/O	IN	END SENSOR	End sensor A/D IN
86	I/O	IN	START SENSOR	Start sensor A/D IN
87	I/O	IN	PWR FAIL (L)	Power fail A/D IN
88	I/O	OUT	CUE REV (H)	Cue/Review control
89	I/O	IN	PATH ADJUST	Tracking adjust A/D IN
90	I/O	IN	PG DELAY	PG adjust A/D IN
91	I/O	IN	KILLER V	Burst or not voltage
92	I/O	IN	DC ENVE	Video ENVE A/D IN
93	C _{SYNCIN}	IN	C SYNC	Composite sync input
94	I/O	IN	ALARM INPUT	Alarm record input
95	I/O	OUT	IR ON/OFF	IR LED ON/OFF
96	I/O	OUT	ALARM OUTPUT	Alarm record output
97	I/O	OUT	POWER ON (L)	Power ON Low
98	I/O	IN	PANIC INPUT	Panic record input
99	I/O	OUT	TAPE END	Tape end signal output
100	I/O	OUT	B/W (H)	High in Black & White (without burst)

VOLTAGE CHART

IC OP AMP (KA4558 IC502)

	REC	PB		REC	PB
1	2.9	3.4	5	3.0	3.2
2	3.0	3.2	6	3.0	3.2
3	3.0	3.2	7	3.0	3.0
4	0.0	0.0	8	5.8	5.8

IC RESET (MN1380L IC503)

	REC	PB
1	0.0	0.0
2	5.3	5.3
3	5.3	5.3

IC MOTOR DRIVE (BA6209 IC504)

	REC	PB		REC	PB
1	0.0	0.0	6	0.0	0.0
2	0.5	0.5	7	13.6	13.4
3	0.9	0.9	8	13.6	13.4
4	6.2	6.2	9	0.9	0.9
5	0.0	0.0	10	0.5	0.5

IC OP AMP (KA4558 IC505)

	REC	PB		REC	PB
1	3.3	3.3	5	2.6	2.6
2	2.5	2.5	6	1.2	1.2
3	2.5	2.5	7	4.2	4.2
4	0.0	0.0	8	5.8	5.8

IC MOTOR DRIVE (BA6209 IC504)

	REC	PB		REC	PB
1	0.0	0.0	13	3.2	3.2
2	3.6	3.5	14	0.0	0.0
3	0.0	0.0	15	4.3	4.3
4	0.0	0.0	16	4.2	4.2

	REC	PB		REC	PB
5	9.1	9.1	17	0.5	0.5
6	3.6	3.6	18	0.0	0.0
7	9.2	9.2	19	4.3	4.3
8	3.6	3.6	20	0.0	0.0
9	0.0	0.0	21	4.3	4.3
10	3.6	3.6	22	4.3	4.2
11	0.0	5.2	23	0.0	0.0
12	4.2	4.2	24	4.9	0.5

IC OP AMP (KA4558 IC901)

	REC	PB		REC	PB
1	9.1	8.8	5	4.6	4.6
2	2.0	2.0	6	4.6	4.6
3	2.1	2.2	7	4.6	4.6
4	0.0	0.0	8	9.3	9.3

IC RELAY (A9W-K RL901)

	REC	PB		REC	PB
1	8.8	8.8	6	0.0	0.0
2	0.0	0.0	7	0.0	0.0
3	0.0	0.0	8	0.0	0.0
4	0.0	0.0	9	0.0	0.0
5	0.0	0.0	10	0.0	0.0

IC RELAY (A9W-K RL902)

	REC	PB		REC	PB
1	8.7	8.7	6	0.0	0.0
2	0.1	0.1	7	0.1	0.1
3	0.0	0.0	8	0.1	0.1
4	0.0	0.0	9	0.0	0.0
5	0.0	0.0	10	0.0	0.0

VOLTAGE CHART

IC VIDEO (LA7391A IC301)

	REC	PB		REC	PB
1	0.0	0.0	22	4.2	4.2
2	1.25	2.3	23	3.7	3.4
3	2.4	2.3	24	3.4	3.4
4	2.7	2.5	25	2.4	2.0
5	2.6	4.7	26	1.9	2.0
6	2.6	4.7	27	2.0	2.0
7	4.8	4.8	28	4.9	4.9
8	2.3	2.4	29	0.0	0.0
9	2.2	3.3	30	4.2	4.2
10	2.1	2.1	31	2.6	2.6
11	0.0	0.0	32	0.5	0.5
12	2.0	2.0	33	0.0	0.0
13	2.5	2.5	34	2.2	2.2
14	1.7	0.9	35	4.9	4.9
15	2.9	2.9	36	1.8	1.8
16	2.5	2.2	37	3.2	3.2
17	2.2	2.2	38	1.6	1.4
18	3.7	3.7	39	3.3	3.3
19	3.2	2.4	40	3.0	3.6
20	2.4	2.4	41	0.0	0.8
21	4.5	4.5	42	2.4	0.0

IC CCD (LC89962 IC302)

	REC	PB		REC	PB
1	0.1	2.3	5	2.3	0.9
2	0.0	0.0	6	0.0	2.2
3	0.0	1.3	7	0.0	0.0
4	0.0	0.0	8	0.0	4.8

IC HEAD AMP (LA7374 IC401)

	REC	PB		REC	PB
1	4.9	4.9	16	0.0	0.0
2	4.9	4.9	17	4.1	0.0
3	0.0	4.5	18	0.0	0.6

	REC	PB		REC	PB
4	0.0	0.0	19	0.3	0.2
5	0.0	0.0	20	4.1	0.0
6	1.4	1.4	21	4.1	0.0
7	4.3	1.4	22	0.1	0.6
8	0.0	0.0	23	0.0	0.0
9	3.5	3.5	24	0.1	0.1
10	0.0	0.8	25	0.0	0.0
11	3.8	2.4	26	0.0	0.0
12	1.6	2.5	27	0.1	1.0
13	2.1	0.3	28	0.1	0.1
14	1.8	1.6	29	0.0	0.0
15	1.6	1.6	30	0.0	0.0

IC VIDEO SW (LA7152 IC303)

	REC	PB		REC	PB
1	0.0	0.0	6	2.7	2.7
2	0.0	0.0	7	0.0	0.0
3	2.7	2.7	8	1.3	1.2
4	0.0	0.0	9	5.0	5.0
5	0.0	0.0			

IC OSD (LA74763 IC001)

	REC	PB		REC	PB
1	0.0	0.0	16	1.7	1.7
2	2.4	2.4	17	4.9	4.9
3	2.5	2.5	18	1.7	1.7
4	0.0	0.0	19	1.4	1.8
5	0.0	0.0	20	2.8	2.8
6	0.0	0.0	21	0.0	1.9
7	0.0	0.0	22	0.0	0.0
8	2.9	2.9	23	2.6	2.6
9	2.3	2.3	24	2.6	2.6
10	2.3	2.3	25	3.3	3.3
11	0.0	0.0	26	3.3	3.3
12	0.0	0.0	27	2.5	2.5
13	0.0	0.0	28	2.5	2.5

VOLTAGE CHART

	REC	PB		REC	PB
14	0.0	0.0	29	0.0	0.0
15	4.3	4.3	30	4.9	4.9

IC VIDEO AMP (NJM2267 IC002)

	REC	PB		REC	PB
1	2.2	2.2	5	1.5	1.5
2	0.0	0.0	6	1.6	1.6
3	2.4	2.4	7	4.9	4.9
4	2.5	2.5	8	1.9	1.9

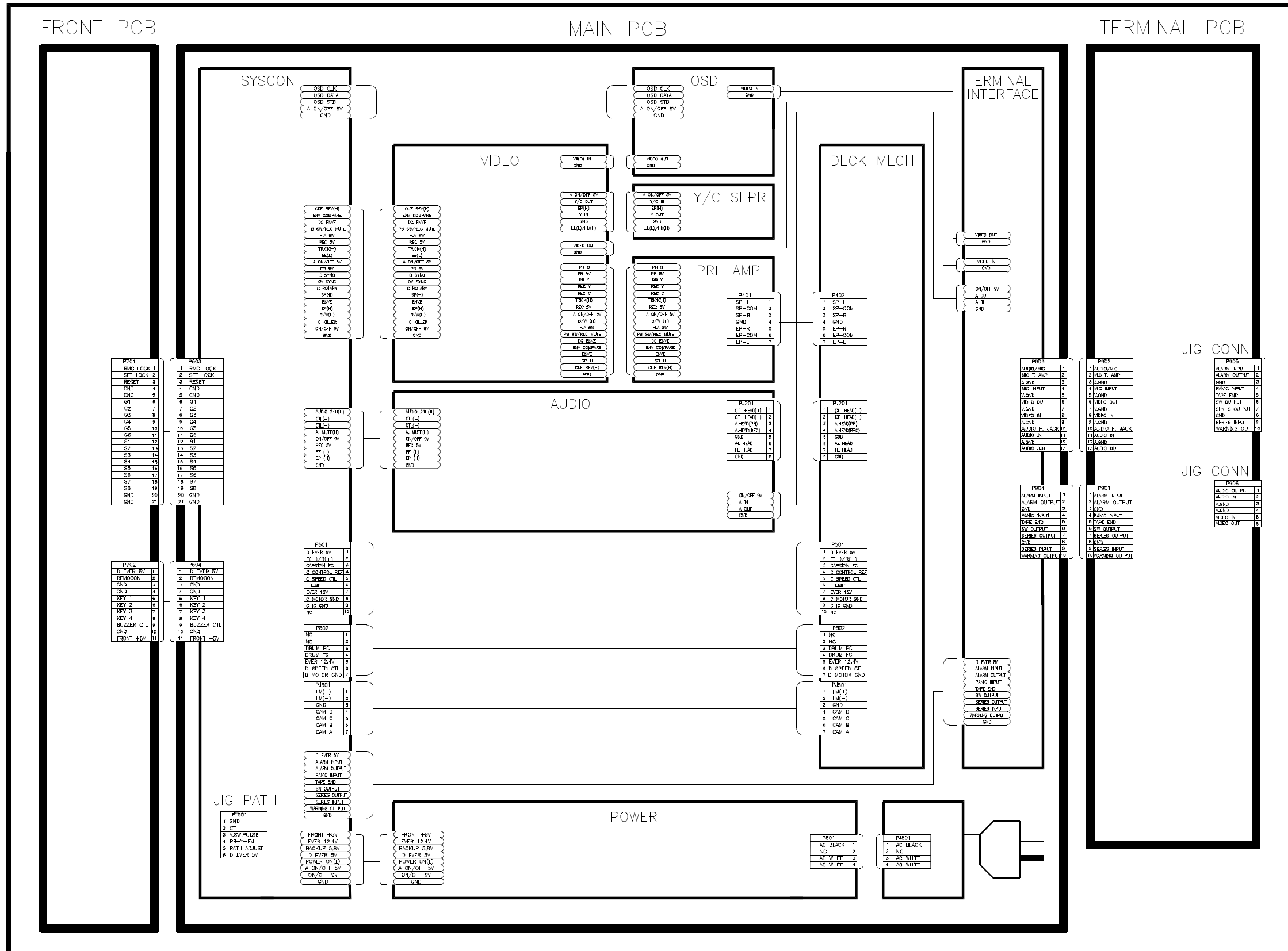
TRANSISTER

	REC			PB		
	E	B	C	E	B	C
Q201	0.1	0.5	4.7	0.0	0.5	0.5
Q202	0.0	0.0	0.0	0.0	0.0	0.0
Q203	0.0	0.2	0.0	0.0	0.2	0.0
Q301	1.8	2.4	3.8	1.7	2.3	3.8
Q302	1.1	1.8	5.0	1.0	1.7	4.9
Q303	1.9	1.3	0.0	1.7	2.0	0.0
Q304	0.0	0.0	2.4	0.0	1.2	0.0
Q305	0.0	1.2	0.0	1.7	1.1	0.0
Q306	1.8	2.4	4.9	1.7	2.3	4.9
Q307	1.2	4.9	1.2	0.5	0.5	1.0
Q311	0.7	0.0	0.0	1.3	0.7	0.0
Q313	0.0	0.0	0.0	0.7	1.3	4.8
Q315	2.2	2.8	4.9	1.2	2.8	4.9
Q316	0.0	0.0	2.8	0.0	0.0	0.9
Q317	3.2	2.4	0.0	3.1	2.4	0.0
Q320	2.5	3.1	5.0	1.7	2.3	5.0
Q371	2.4	1.7	0.0	2.4	2.7	0.0
Q372	1.0	1.6	3.7	1.0	1.6	3.7
Q373	1.7	2.4	4.9	1.7	2.4	4.9
Q374	1.4	1.8	0.0	2.4	1.8	0.0
Q375	1.4	0.7	0.0	1.4	0.7	0.0
Q376	0.0	0.0	2.4	0.0	5.2	0.0
Q378	4.3	3.7	0.7	4.3	3.7	0.7
Q401	0.7	0.0	4.9	4.0	4.5	4.9

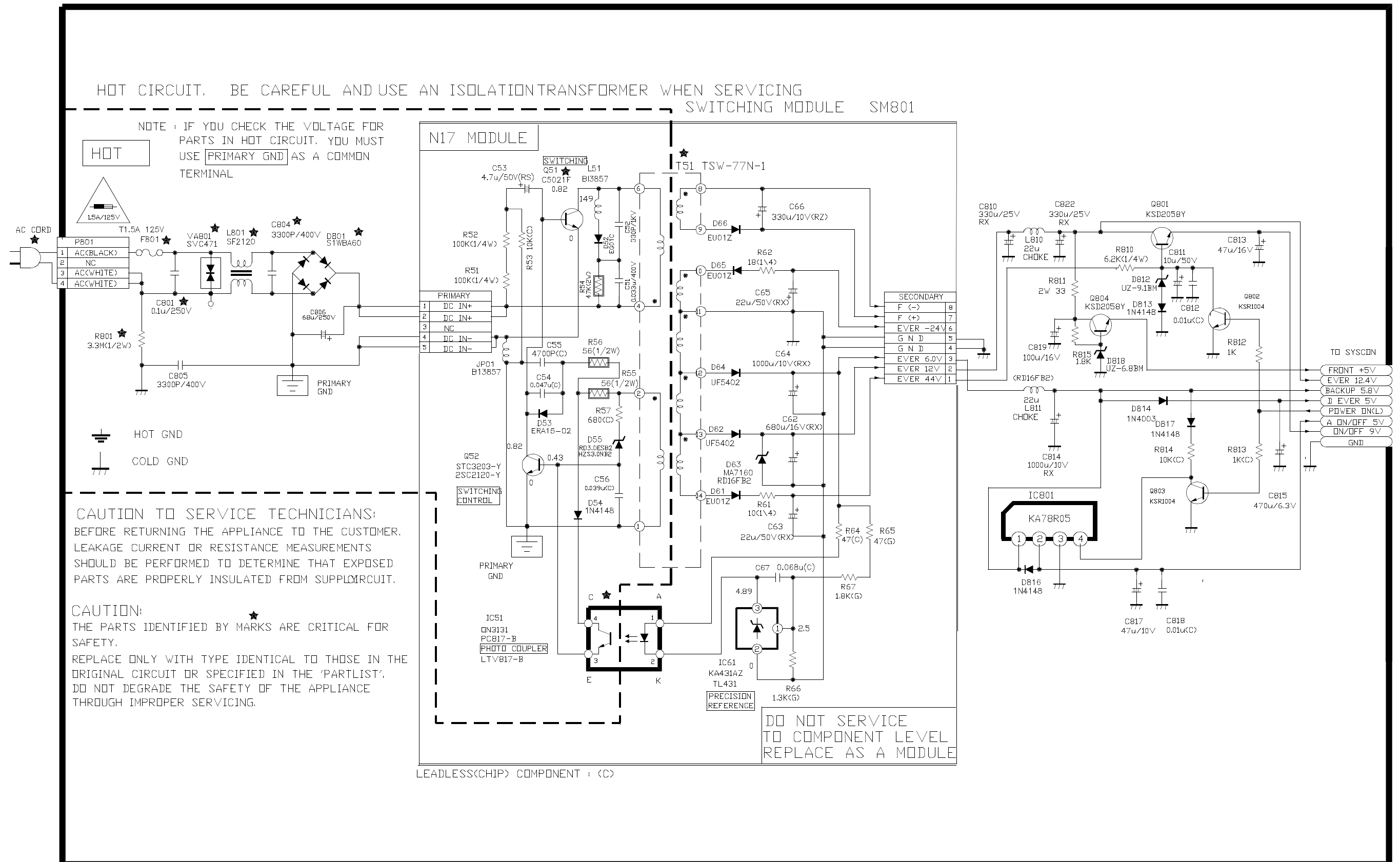
	REC			PB		
	E	B	C	E	B	C
Q402	2.4	1.7	4.9	1.7	2.3	4.9
Q403	2.5	1.8	0.0	2.5	1.8	0.0
Q404	1.8	1.4	4.9	1.8	2.4	4.9
Q405	2.7	1.8	4.9	2.7	1.8	4.9
Q406	2.7	3.3	4.9	2.7	3.3	4.9
Q407	0.0	0.0	3.3	0.0	0.0	3.3
Q408	3.1	3.8	4.9	1.8	2.4	4.9
Q409	0.0	4.3	0.0	1.1	1.4	0.0
Q370	1.7	2.3	3.8	1.7	2.4	3.8
Q410	0.0	0.0	0.0	1.8	1.4	3.1
Q411	0.0	0.0	0.0	1.1	1.8	4.3
Q412	0.0	0.0	0.0	0.0	0.0	0.8
Q413	0.0	0.0	0.0	0.0	5.2	0.0
Q414	0.0	0.0	0.0	1.7	2.3	4.0
Q415	0.0	0.0	0.0	3.6	4.0	4.8
Q416	0.0	0.0	0.0	0.0	0.0	0.0
Q420	0.0	0.7	0.0	0.7	0.0	0.0
Q501	5.0	0.0	4.9	5.1	0.0	5.0
Q502	5.0	5.1	0.0	5.0	4.2	4.9
Q503	5.0	4.3	4.9	5.0	5.0	0.4
Q504	0.0	5.2	0.0	0.0	0.0	5.0
Q801	9.3	9.9	13.6	9.3	9.9	13.5
Q802	0.0	0.0	9.9	0.0	0.0	9.9
Q803	0.0	0.0	5.8	0.0	0.0	5.6
Q901	0.0	0.6	0.0	0.0	0.6	0.0
Q902	5.1	5.1	0.0	5.2	5.1	0.0
Q903	0.0	0.0	5.1	0.0	0.0	5.1
Q904	0.0	0.5	1.1	0.0	0.6	0.0
Q905	0.6	0.0	0.0	0.0	0.6	0.0
Q906	5.1	5.1	0.0	5.2	0.0	5.1
Q907	0.0	0.6	0.0	0.0	0.6	0.0
Q908	5.1	5.1	0.0	5.2	5.1	0.0

CIRCUIT DIAGRAM

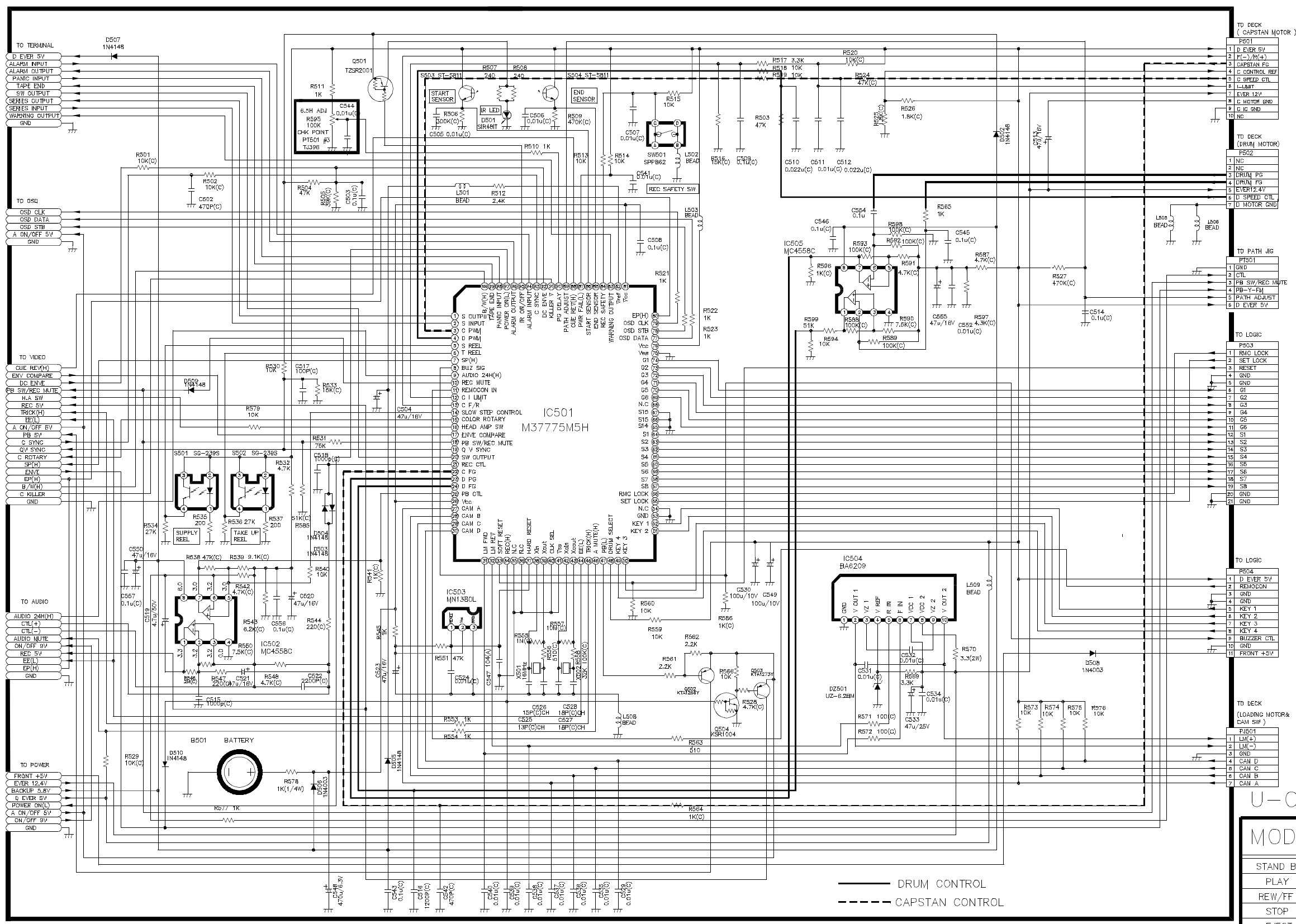
1. CONNECTION DIAGRAM



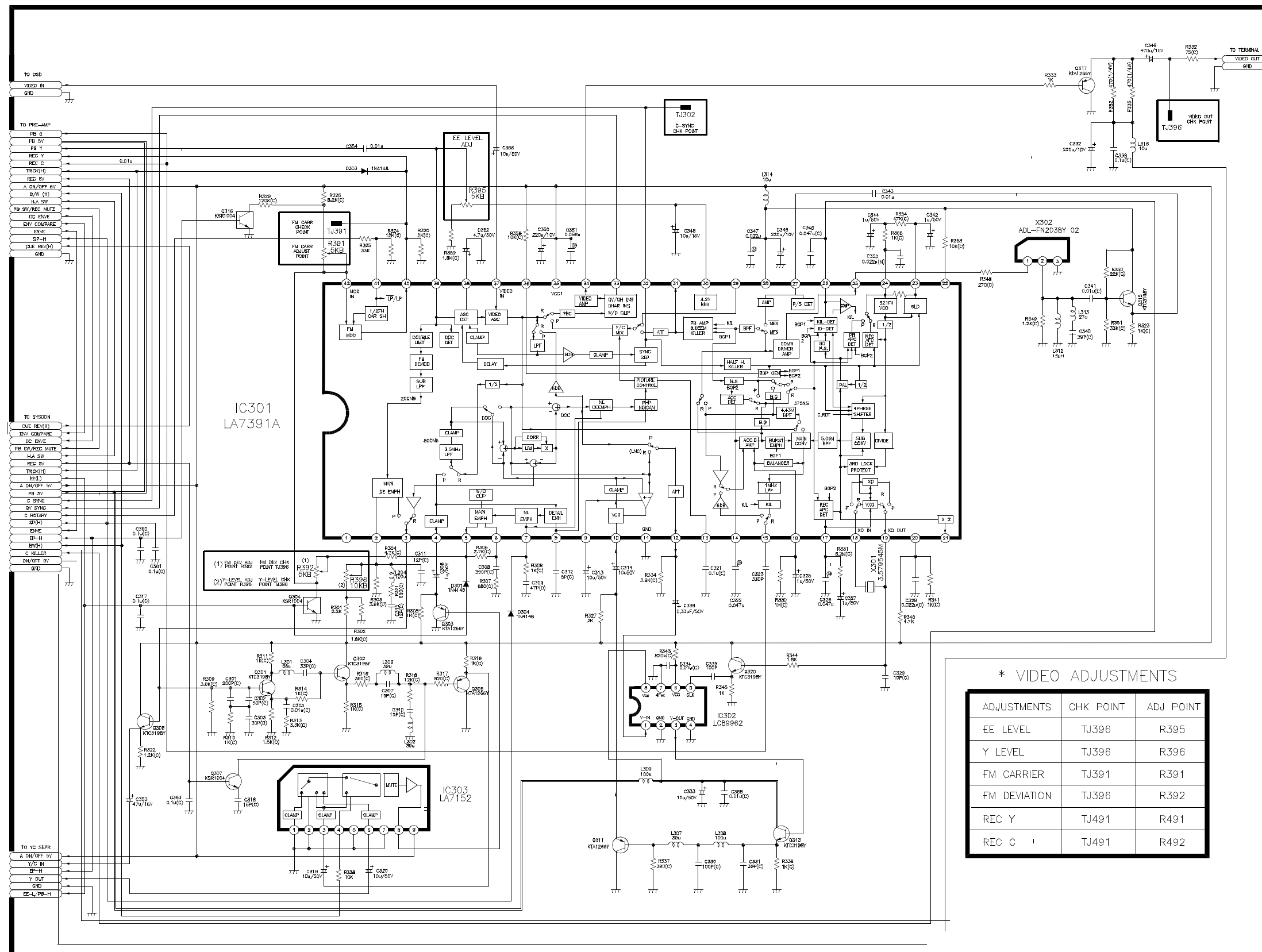
2. POWER CIRCUIT DIAGRAM



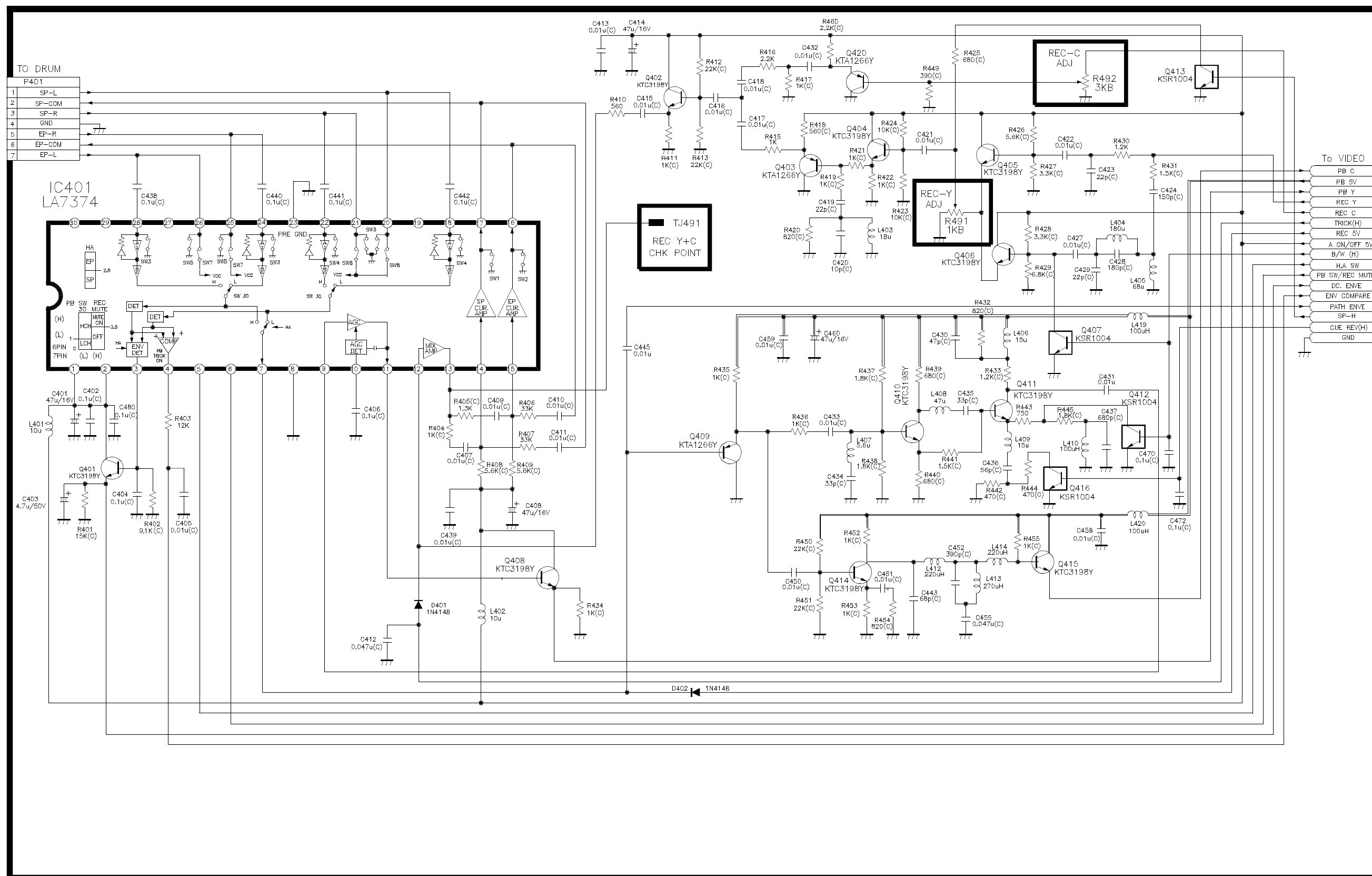
3. SYSCON CIRCUIT DIAGRAM



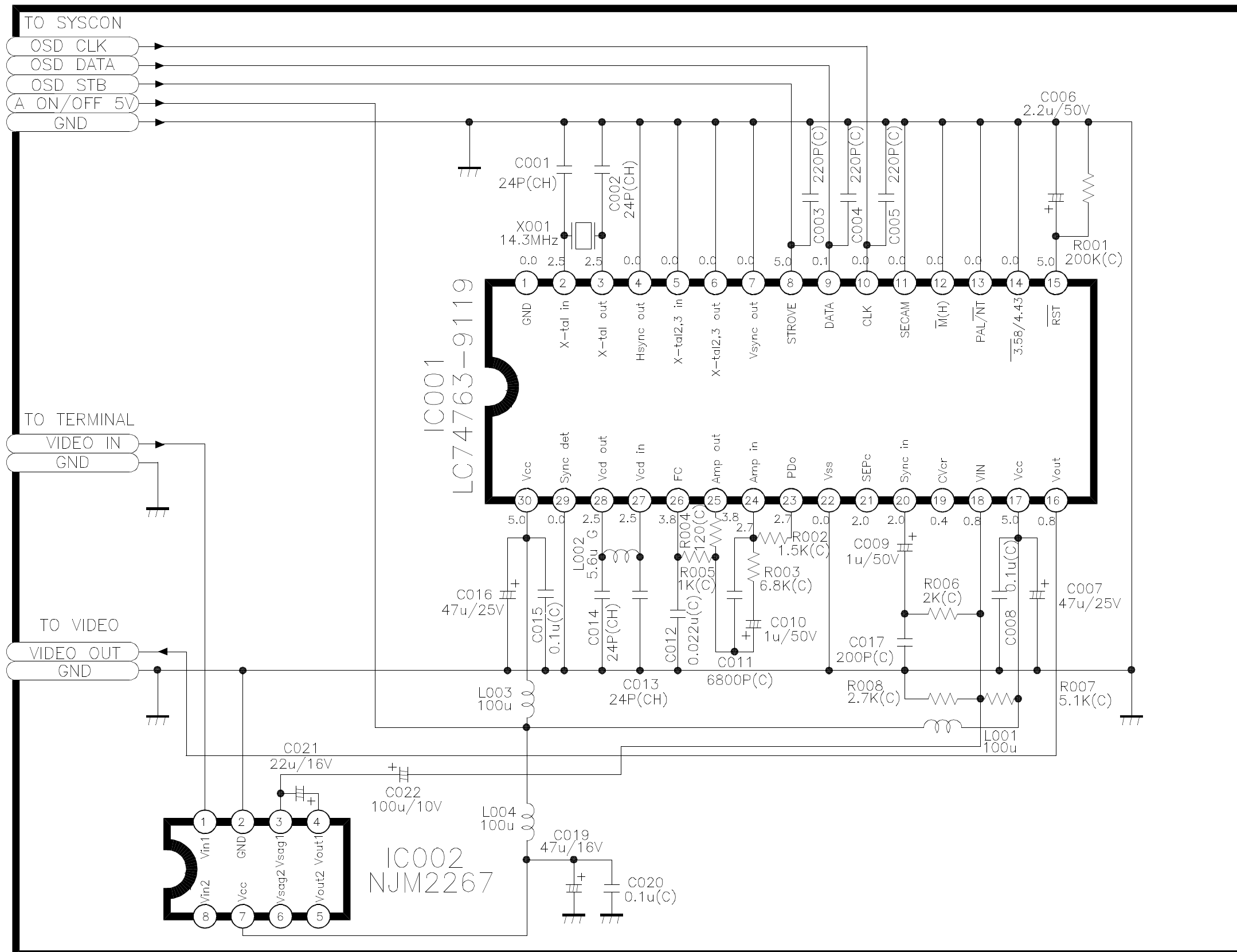
4. VIDEO CIRCUIT DIAGRAM



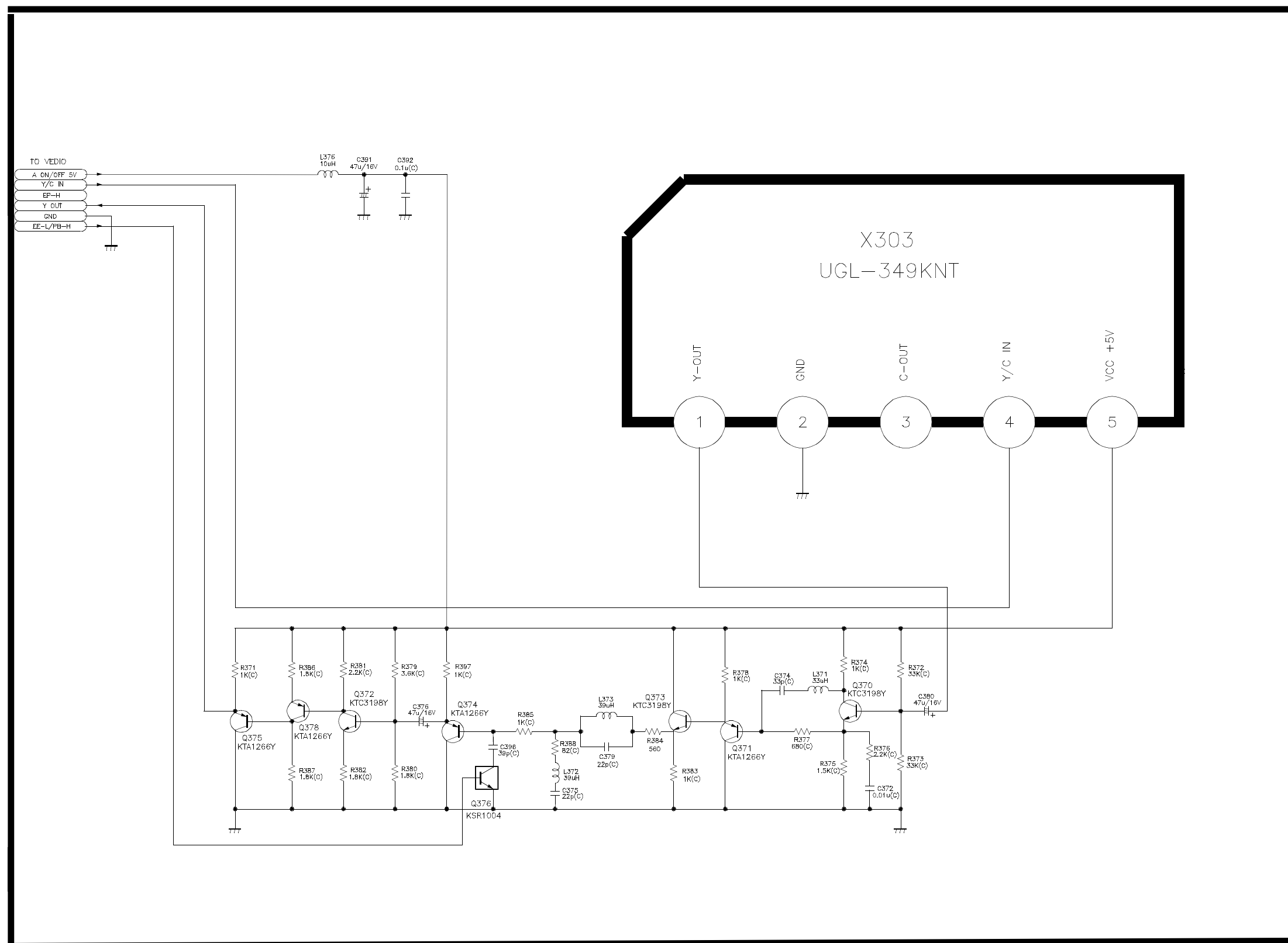
5. HEADAMP CIRCUIT DIAGRAM



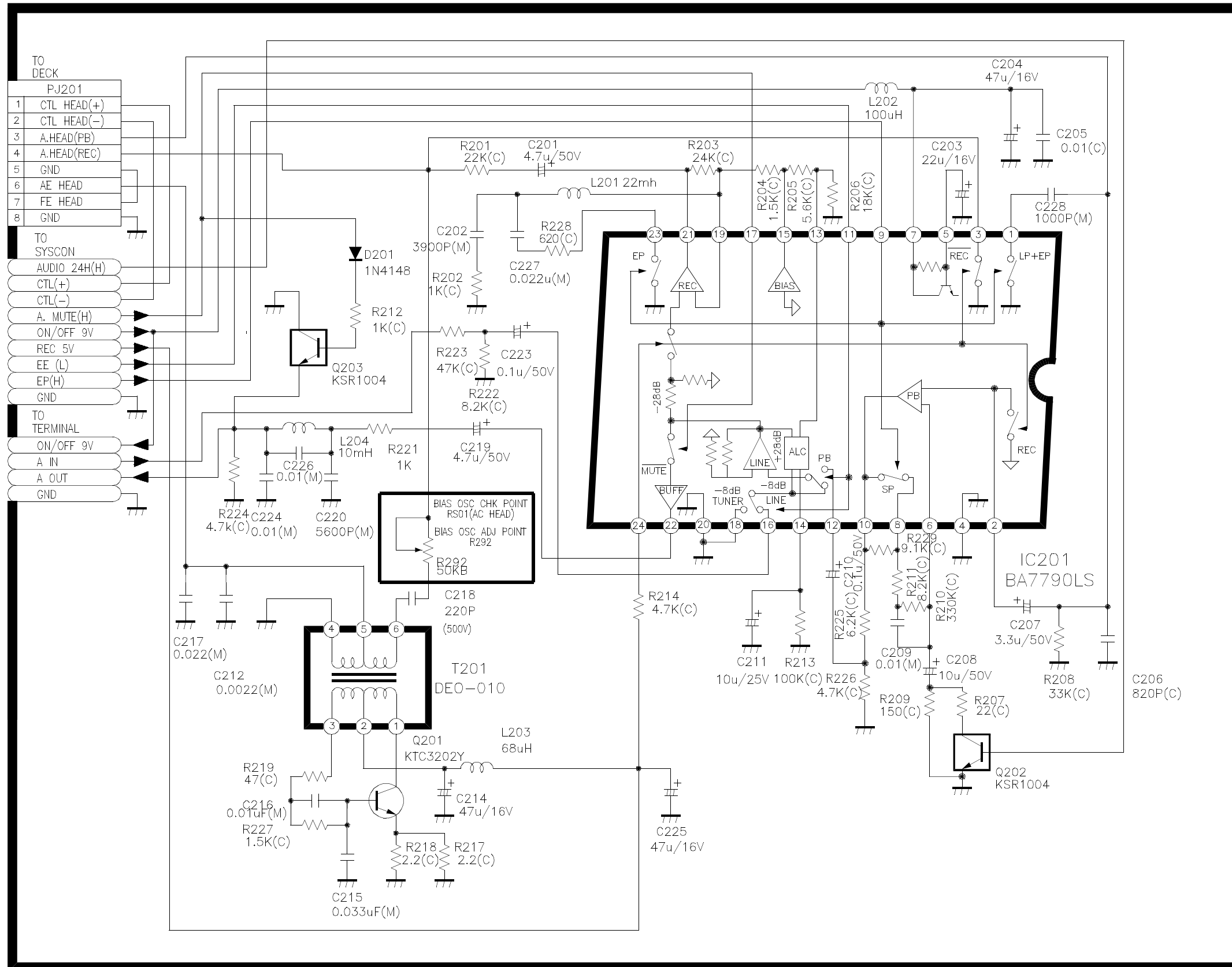
6. OSD CIRCUIT DIAGRAM



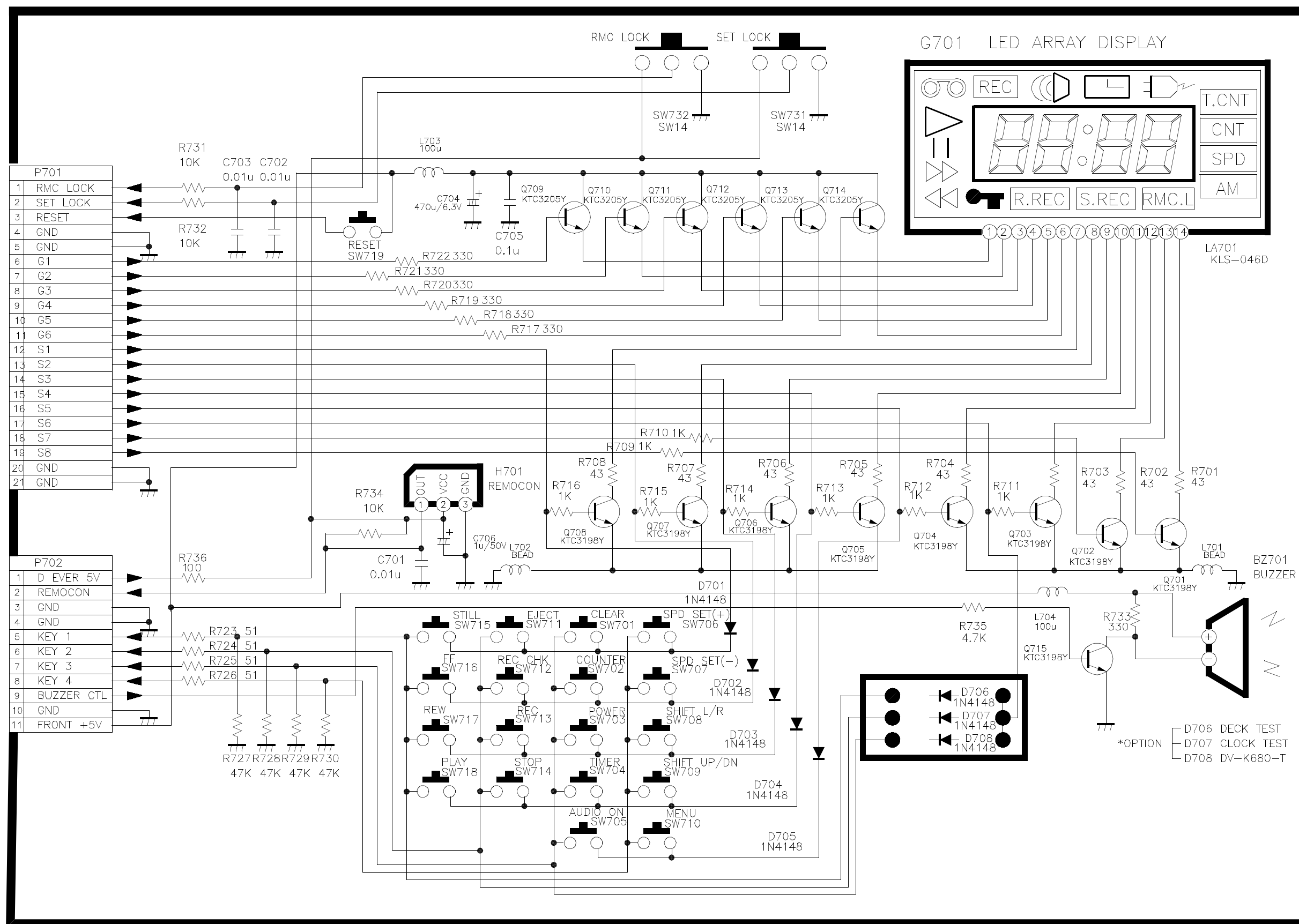
7. Y/C SEPARATION CIRCUIT DIAGRAM



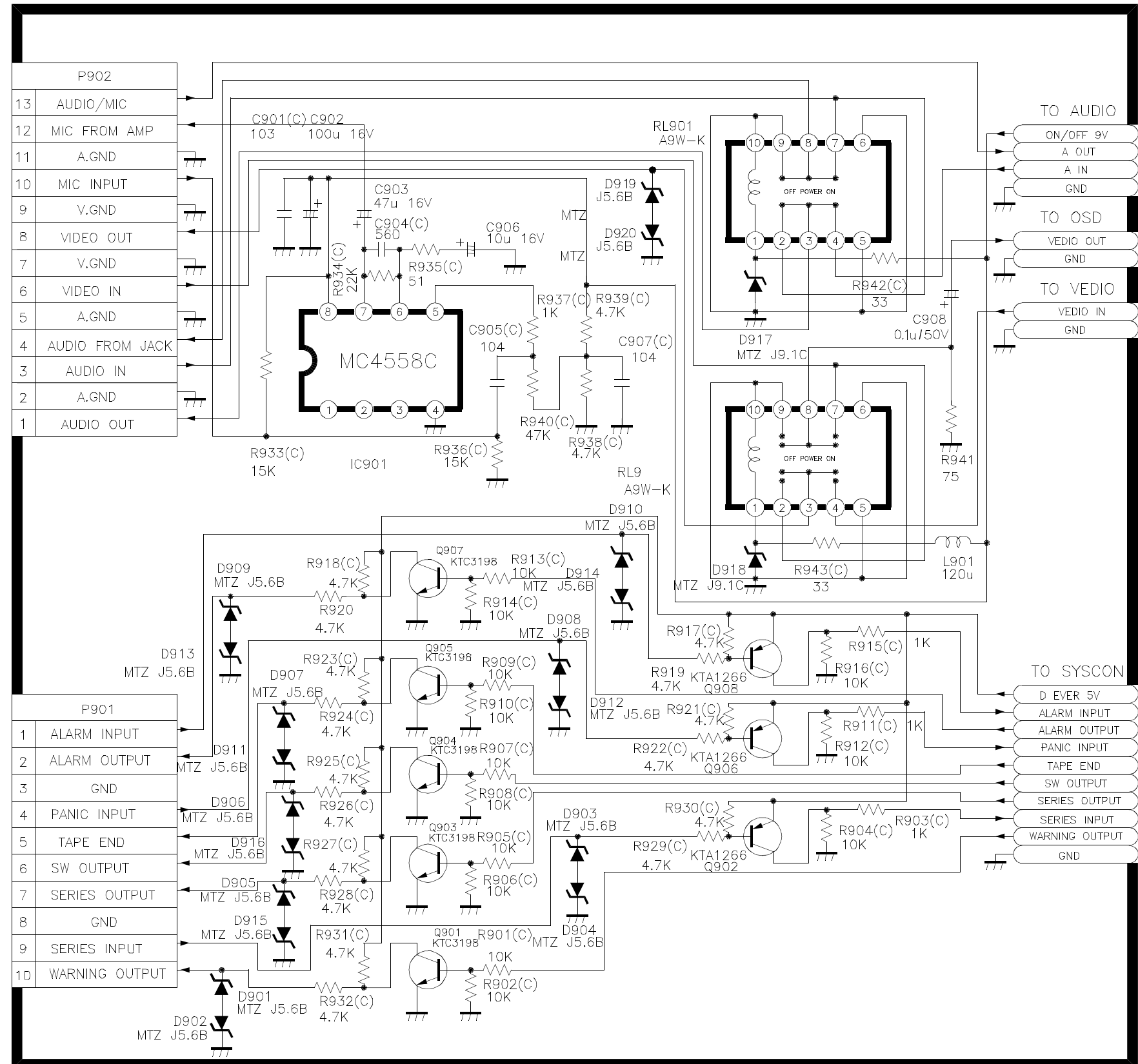
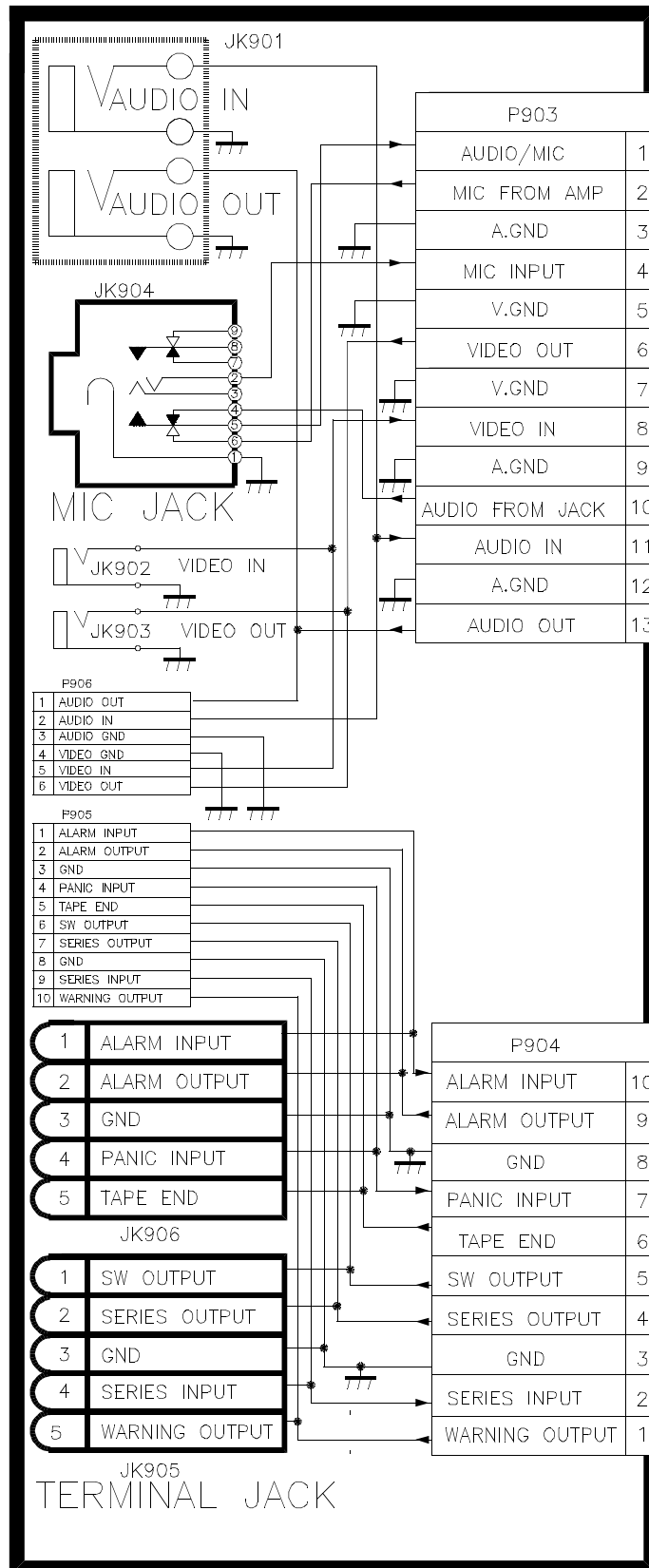
8. AUDIO CIRCUIT DIAGRAM



9. LOGIC CIRCUIT DIAGRAM



10. TERMINAL CIRCUIT DIAGRAM

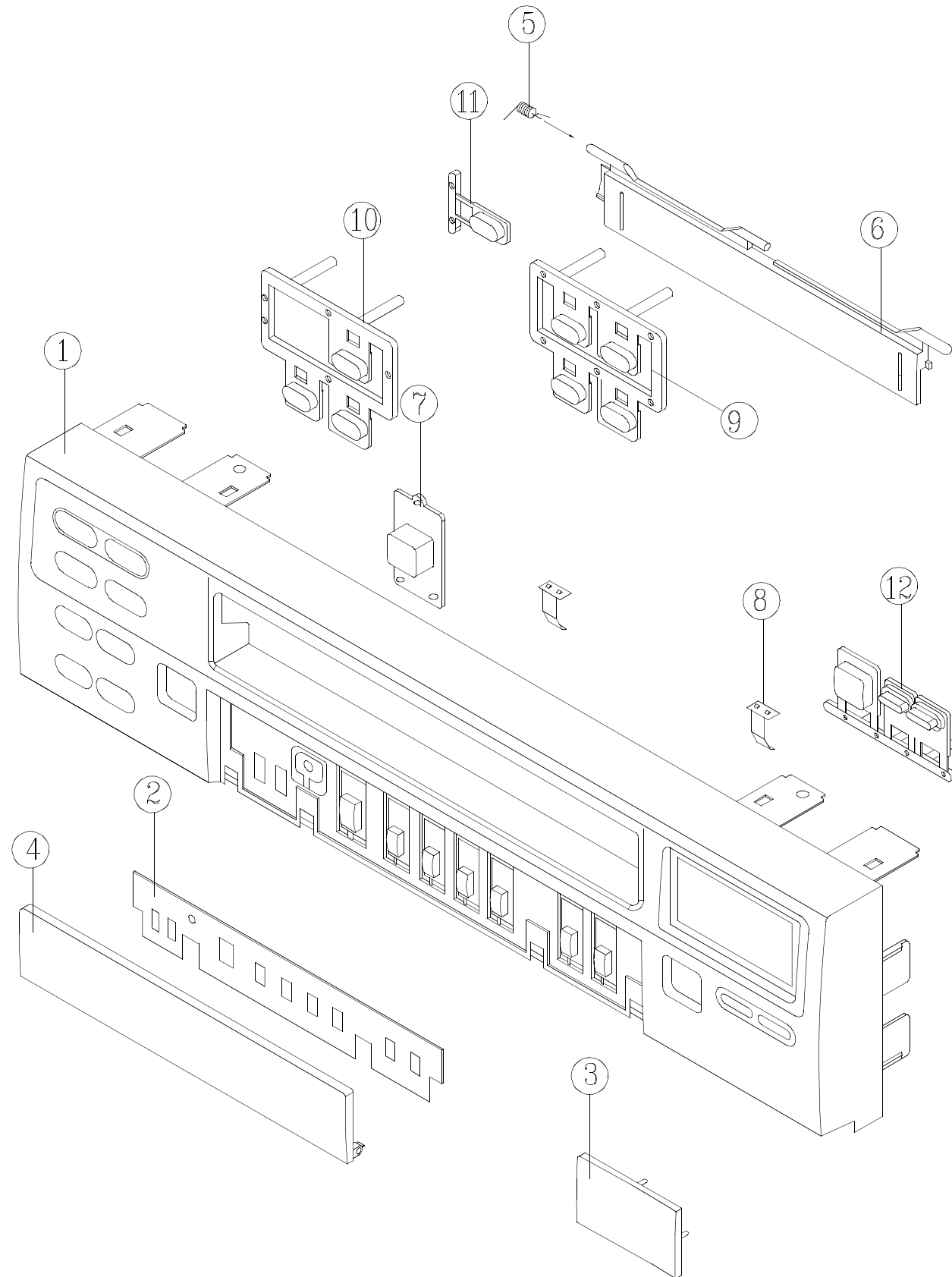


COMPONENTS LOCATION GUIDE ON PCB BOTTOM VIEW

1. PCB MAIN

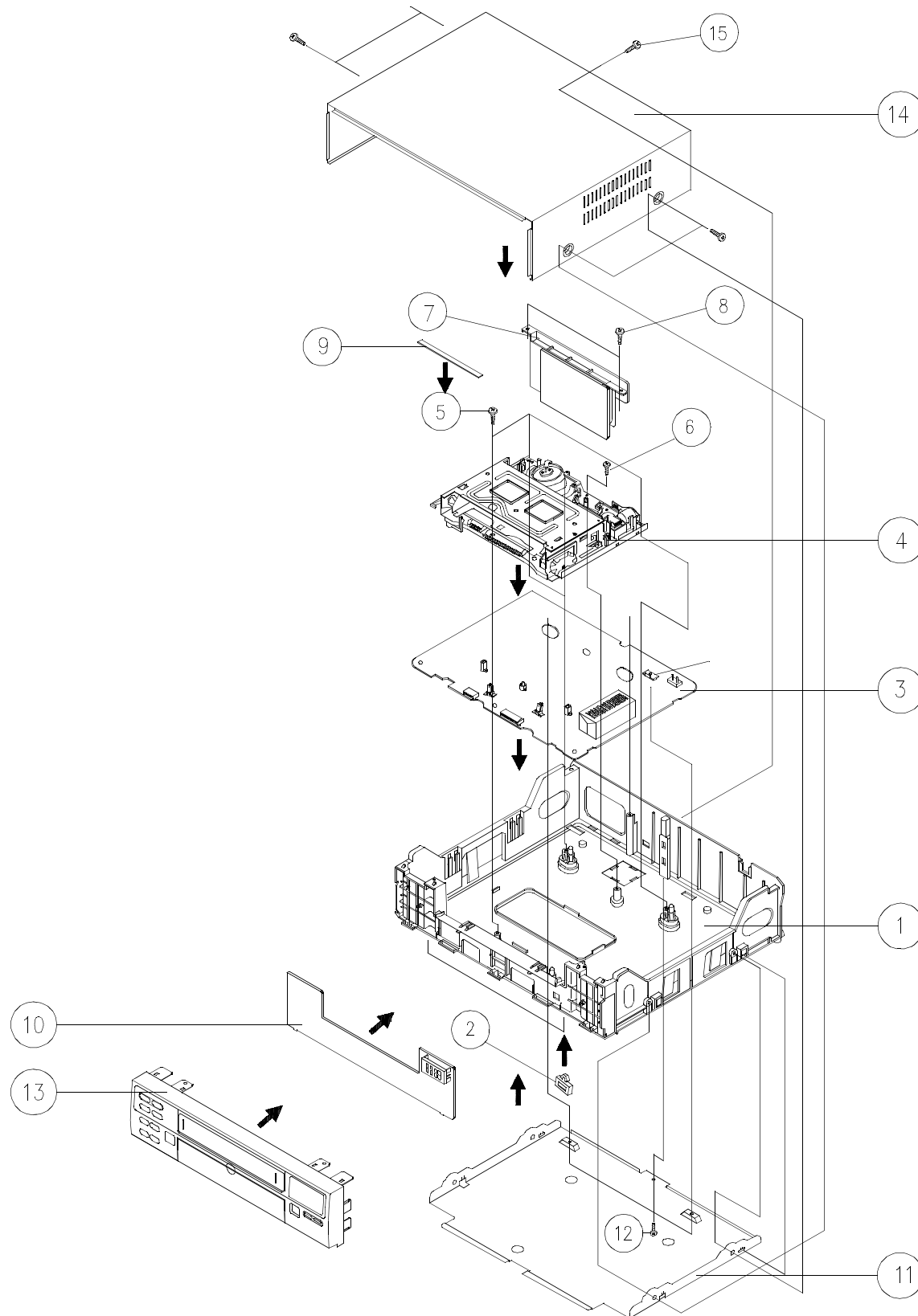
DISASSEMBLY

1. PANEL FRONT ASSY



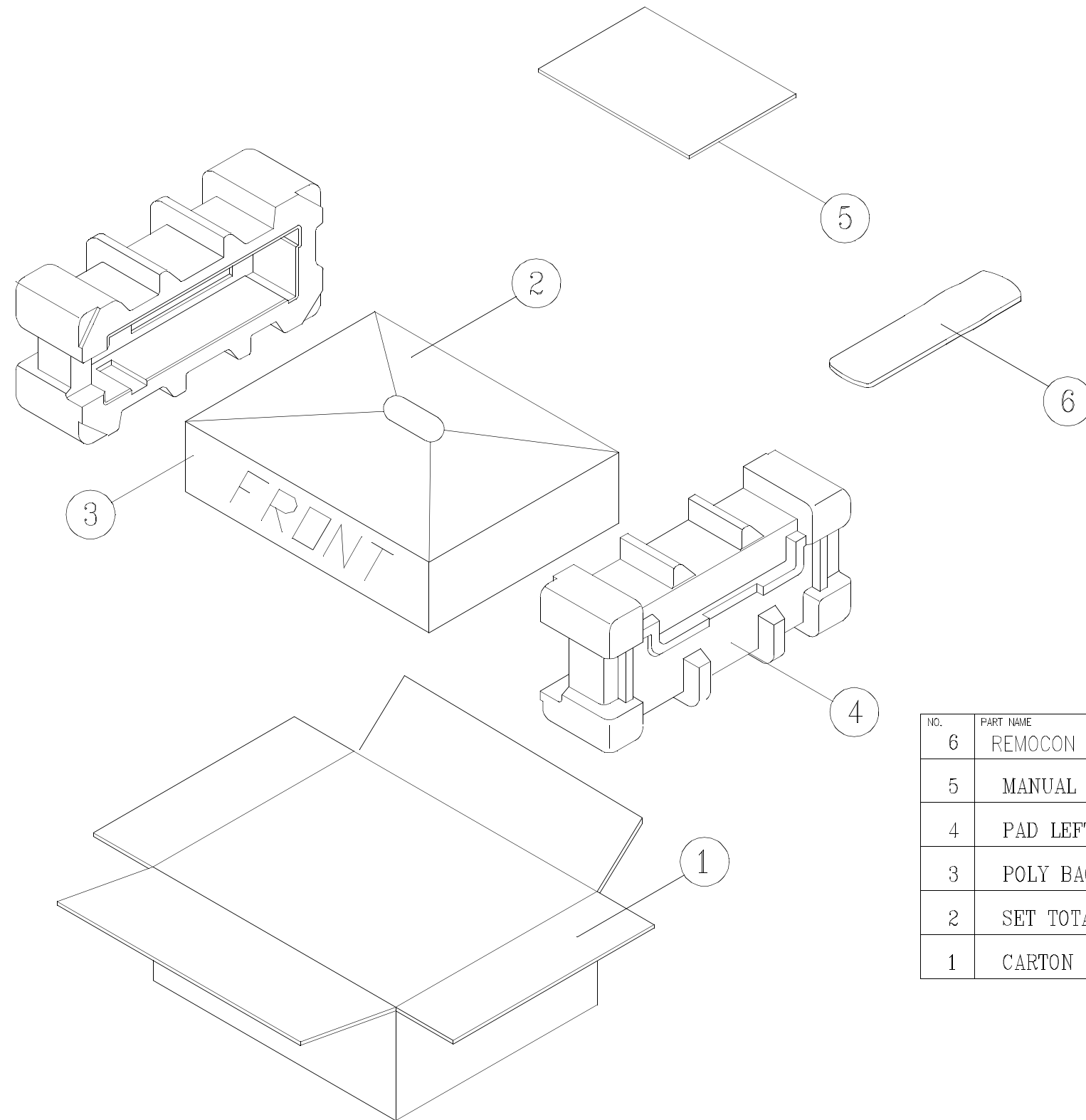
NO.	PART NAME	PART NO.	QUANTITY	MATERIAL	REMARK
12	KNOB POWER	97P1367600	1	ABS	
11	KNOB REC	97P1367300	1	ABS	
10	KNOB S/E	97P1367400	1	ABS	
9	KNOB PLAY	97P1367500	1	ABS	
8	SPRING DOOR	97P3022200	2	SUS 304 CSP T0.2(6050N)	
7	WINDOW R/S	97P1625500	1	PMMA	
6	DOOR F/L	97P1820500	1	ABS	
5	SPRING F/L DOOR	97P3040000	1	SWPB	
4	DOOR FRONT	97P1822410	1	HI-PS(HB)(V0)	
3	WINDOW FRONT	97P1625400	1	PMMA	
2	PLATE FUNCTION	97P0984400	1	PVC T0.5	
1	PANEL FRONT	97P0321700(10)	1	HI-PS(HB)(V0)	

2. SET TOTAL ASSY



N O	PART NAME	PART NO.	Q'TY	MATERIAL	REMARK
15	SCREW TAPPTITE	7173401012	5	TT2 BIN 4X10 BK MFZN	COVER TOP FIX
14	COVER TOP	97P0468500	1	PCM T0.7	
13	PANEL FRONT AS	97PP321700	1	DV-K580N-T	
12	SCREW TAPPTITE	7174301011	3	TT2 RND 3X10 MFZN	COVER BOTTOM FIX
11	COVER BOTTOM	97P0468600	1	SECC T0.4	
10	PCB LOGIC AS	97P	1	DV-K560N	
9	CUSHION T/PLATE	97P4217600	1	EVA T1.2 (BLK)	
8	SCREW TAPPTITE	7173401211	2	TT2 BIN 4X12 MFZN	BOARD ANT FIX
7	BOARD ANT	97P0721900	1	HI-PS(V0)	
6	SCREW TAPPTITE	7174301011	1	TT2 RND 3X10 MFZN	DECK AS/M FIX
5	SCREW TAPPTITE	7173401211	3	TT2 BIN 4X12 MFZN	DECK AS FIX
4	DECK TOTAL AS	97P	1		
3	PCB MAIN AS	97P	1	DV-K580N-T	
2	LEG	97P0800600	2	SBR 80 BLK	
1	CHASSIS MAIN	97P0610110	1	HI-PS(V0)	

3. PACKING ASSY



NO.	PART NAME	PART NO.	QUANTITY	MATERIAL	REMARK
6	REMOCON HANDSET AS	97P1R2B500	1	VR-F2B5	
5	MANUAL OWNERS	97P9560000	1	DV-K580N-T	
4	PAD LEFT/RIGHT	97P4923200	2	E.P.S	
3	POLY BACK FOR SET	97P4803100	1	PE FOAM	
2	SET TOTAL AS	DV-K580N-T	1		
1	CARTON BOX	97P5043800	1	A-1,SW-4	

ELECTRICAL PARTS LIST

"®" is a recommendable part for stock.

DEL : DV-K580NZ-T

LOC	PART-CODE	PART-NAME	PART-DESC	LOC	PART-CODE	PART-NAME	PART-DESC
1	97PC0252A-	ACCESSORY AS	DV-K580NZ-T	A5000	97S0902000	PLATE TOP	SECC T1.0
D001	97P9560000	MANUAL OWNERS	ALL MODEL	A5100	97S2400900	BRKT F/L R	SECC T1.0
2	97PC0022P-	PACKING AS	DV-K444DY-AQ	A5200	97SA311400	CST HOLDER AS	K-MECHA
C001	97P4923200	PAD LEFT/RIGHT	EPS	B5200	97SA410100	HOLDER AS	K-MECHA
C002	97P4803100	POLY BAG FOR SET	P.E FOAM	C5200	97S0902100	PLATE CST HOLDER	SECC T1.2
C003	97P5043800	BOX CARTON	SW-4	C5210	97S3505100	POST HOLDER	SWRC MFZN-II-C
C004	47P4502200	LABEL SERIAL A	ART PAPER STICKER	C5220	97S3504500	POST HOLDER L	SWRC MFZN-II-C
C005	6520010020	STAPPLE	M20	C5230	97S3504600	POST HOLDER R	SWRC MFZN-II-C
3	97PC0252C-	CHASSIS MAIN AS	DV-K580NZ-T	C5240	97S3004500	SPG UPPER	SUS304CSP T0.25
A001	97P0610110	CHASSIS MAIN	HI-PS(V0)	B5210	97S2601500	LEVER SAFETY	SECC T1.0
A0011	97P0800600	LEG	SBR 80 BLK	B5230	97S2605400	LEVER RELEASE	DURACON M90-02 NATURAL
A002	97P9340000	LABEL SPEC	PE FILM (ALL MODEL)	B5240	97S3004700	SPG RELEASE	SUS304WPB D0.23
A003	7173401211	SCREW TAPPTITE	TT2 BIN 4X12 MFZN	B5250	97S2605500	LEVER SAFETY R	SUS304CSP T0.5
A014	97P4217600	CUSHION T/PLATE	EVA T1.2 BLACK	B5260	97S3101600	WASHER POLY	D6.5XD3.6XT0.5
A017	7173401211	SCREW TAPPTITE	TT2 BIN 4X12 MFZN	A5300	97SA311500	LOADING LEVER AS	K-MECHA
A018	7174301011	SCREW TAPPTITE	TT2 RND 3X10 MFZN	B5300	97S2614600	LEVER FL L	DURACON M90-02 BLACK
A040	97P0475000	COVER TOP	P.C.M T0.625	B5310	97S2614700	LEVER FL R	DURACON M90-02 BLACK
A041	7173401012	SCREW TAPPTITE	TT2 BIN 4X10 BK MFZN	B5320	97S3600200	SHAFT LOADING	SUM32 MFZN-II-C
A050	2233030000	LOCK PAINT	NO-2	B5330	97S3004800	SPG FL LEVER	SWPB D1.0
A060	97P0468610	COVER BOTTOM	SECC T0.4(JL)	B5350	97S3505400	POST LEVER-R	SWRC MFZN-II-C
A061	7174301011	SCREW TAPPTITE	TT2 RND 3X10 MFZN	A5400	97S2602210	LINK PRISM L	PMMA(HI-855M)NATURAL
® D001	97P1R2B500	REMOCON HANDSET AS	VR-F2B5	A5500	97S2602110	LINK PRISM R	PMMA(HI-855M)NATURAL
® F801	5F1GB1521L	FUSE GLASS TUBE	UL/CSA TL 1.5A 125V MF51	A5700	97S1800400	OPENER DOOR	DURACON M90-02 BLACK
M01	97PP321710	PANEL FRONT AS	DV-K580NZ-T	A5800	7278260611	SCREW TAPPTITE	TT3 WAS 2.6X6 MFZN
B001	97P0321710	PANEL FRONT	HI-PS(V0)	A5900	7278300611	SCREW TAPPTITE	TT3 WAS 3X6 MFZN
B002	97P1822410	DOOR FRONT	HI-PS(V0)	AM001	97SA267900	DECK AS	K-MECHA(TIME LAPSE)
B003	97P1625400	WINDOW FRONT	SAN	A0100	97SA309700	MAIN BASE AS	K-MECHA
B004	97P1625500	WINDOW R/S	SAN	B0100	97S1401900	BASE OUTSERT	SECC T1.6+F20-03
B005	97P1367300	KNOB REC	ABS	B0110	97S3504200	POST REEL TABLE	SUS303
B006	97P1367400	KNOB S/E	ABS	B0120	97SA408000	REEL GEAR POST AS	SUS303+C3604
B007	97P1367500	KNOB PLAY	ABS	C0120	97S3504100	POST REEL GEAR	SUS303
B008	97P1367600	KNOB POWER	ABS	C0130	97S4000600	BUSH REEL GEAR	C3604
B010	97P0984400	PLATE FUNCTION	PVC T0.5	B0130	97S3504000	POST PINCH LEVER	SWRC MFNI
B011	97P3022200	SPRING DR	SUS 304 CSP T0.2 (6050N)	B0140	97S3503900	POST AC HEAD	SWRC MFZN-II-C
B012	97P1820500	DOOR F/L	ABS	B0150	97S3503800	POST CAM GEAR	SWRC MFZN-II-C
B013	97P3040000	SPRING F/L DOOR	SWPB	B0160	97S3503700	POST LOADING LEVER	SUS303
M1000	97PC0268D-	DECK TOTAL AS	DRN-9439A	B0180	97S3503500	POST T GUIDE	SUS303
AC001	97SA381500	HEAD CLEANER AS	FM,K-MECHA	B0190	97S3504300	POST UNLOCKING	SWRC MFZN-II-C
B5810	97S2601200	LEVER HEAD CLEANER	F20-03 NATURAL	B0200	97S3505200	POST VERTICAL	SUS303
B5820	97S4100600	FELT CLEANER	URETHAN UNIJEHF 60PPI	B0210	97S2604200	LINK PRISM LED	PMMA(IF-850) NATURAL
AD001	97PA269841	DRUM PRICE AS	CYN-KT413T	A0200	97S0901400	PLATE CONNECT	SECC T1.0
AF001	97SA251400	F/L AS	K-MECHA	A0300	97S2701800	RACK F/L	PBT (KP213G30) NATURAL

ELECTRICAL PARTS LIST

LOC	PART-CODE	PART-NAME	PART-DESC	LOC	PART-CODE	PART-NAME	PART-DESC
A0400	97SA310900	S SLANT POLE AS	G,FM,K-MECHA	C0624	97S5300800	BEARING BALL	NMB(L-730ZZ SD 204H)
B0400	97SA409900	S POLE BASE AS	G,FM,K-MECHA	C0626	97S4005800	BUSH PINCH ROLLER	GR-20
C0400	97S1402600	BASE S POLE	ZDC-2	B1720	97S0448400	CAP PINCH ROLLER	F20-03 NATURAL
C0410	97S3513200	POLE SLANT	SUS303	B1730	97S3032000	SPG PINCH ROLLER	SWPB D0.7
B0410	97SA411300	GUIDE ROLLER AS	VW-32, LEE	A1800	97S3117300	WASHER POLY	D3.6XD8XT0.5
B0420	97S3102800	SCREW MACHINE	PAN M2X0.4 MFZN(BK)	A1900	97SA310400	L/C BRKT TOT AS	K-MECHA
B0430	97S3100500	RING-O	RUBBER(NBR 65)	B1900	97SA414100	L/C BRKT AS	K-MECHA
A0500	97SA311000	T SLANT POLE AS	G,FM,K-MECHA	C1900	97S2400700	BRKT L/C	F20-03 NATURAL
B0500	97SA410000	T POLE BASE AS	G,FM,K-MECHA	C1910	97S3503200	POST WORM WHEEL	SUS303
C0500	97S1402400	BASE T POLE	ZDC-2	B1910	97SA409200	L/C MOTOR AS	K-MECHA
C0510	97S3513200	POLE SLANT	SUS303	C1900	97S8103600	L/C MOTOR	MDH2B70
B0510	97SA411300	GUIDE ROLLER AS	VW-32, LEE	C1910	97S2702000	WORM	DURANEX 2002 NATURAL
B0520	97S3102800	SCREW MACHINE	PAN M2X0.4 MFZN(BK)	B1920	97P6538222	PCB L/C MOTOR	PHENOL T1.6
B0530	97S3100500	RING-O	RUBBER(NBR 65)	B1930	97P6271500	CONN WAFER (ANGLE)	00-8283-0711-00000
A0600	97SA308500	L LOADING AS	K-MECHA	B1940	5SSF1DKM10	SW CAM	MMS00320ZMBO
B0600	97S2702600	GEAR L LOADING	DURACON M90-02 NATURAL	B1960	97S2901500	WHEEL WORM	DERLIN 100 NATURAL
B0610	97S2605000	LEVER L LOADING	SECC T1.0	B1970	97S3601600	SHAFT WORM	SUS304
B0620	97S2605200	LEVER L LOADNIG SUB	SECC T1.0	A2000	7274300611	SCREW TAPPTITE	TT3 RND 3X6 MFZN
B0630	97S3003800	SPG LOADING	SWPB D0.6	A2100	97SA311600	IDLER PLATE AS	K-MECHA
B0640	97S3401300	RIVET LOADING LEVER	SWRC MFZN-II-C	B2100	97S2701500	GEAR IDLER	NYLON12-1724KH NATURAL
A0700	97SA308600	R LOADING AS	K-MECHA	B2110	97S4103500	FELT IDLER GEAR	B-BUFF D15XD20XT0.5
B0700	97S2702500	GEAR R LOADING	DURACON M90-02 BLACK	B2120	97S0901500	PLATE IDLER	SECC T0.5
B0710	97S2605300	LEVER R LOADING	SECC T1.0	B2130	97S3502700	POST IDLER	SWRC MFNI
B0720	97S2605100	LEVER R LOADNIG SUB	SECC T1.0	B2140	97S3002900	SPG IDLER	SUS304WPB D0.3
B0730	97S3003800	SPG LOADING	SWPB D0.6	A2200	97S3108200	POLYWASHER	D2.6XD6.0XT0.5
B0740	97S3401300	RIVET LOADING LEVER	SWRC MFZN-II-C	A2300	97S2901600	TABLE REEL	F20 BLACK
A0800	97SA308400	LODING RACK AS	K-MECHA	A2400	97S3903600	POLY SLIDER	D3.1XD6XT0.5
B0800	97S2701300	RACK LOADING	SECC T1.6	A2500	97SA310800	TENSION BAND AS	K-MECHA
B0810	97S3503300	POST LOADING RACK	SWRC MFZN-II-C	B2500	97SA409800	TENSION LEVER AS	K-MECHA
A0900	97S3101800	WASHER POLY	D3.1XD8XT0.5	C2500	97S2602800	LEVER TENSION	SECC T1.2
A1000	97S8101400	CAP M/T (TIME LAPSE)	DMVCMC061R/M	C2510	97S3503000	POLE TENSION	SUS303
A1100	97S3102000	SCREW TAPPTITE	TT2 BIN-P 2.6X7 MFZN	C2520	97S3503100	POST TENSION	SUM32 MFZN-II-C
A1200	97S3004000	SPG AC HEAD	SUS304WPB D1.2	B2510	97SA409700	BAND BRAKE AS	K-MECHA
A1300	97S8020600	HEAD A/C	HVMXB1010AK(LG)	C2540	97S4300200	BRAKE BAND	FILM T0.188+A-BUFF T0.5
A1400	7391300211	NUT HEX	6N-1-5 MFZN	C2550	97S2301100	HOLDER BAND BRAKE A	F20-02 NATURAL
A1500	97S2604100	LEVER RELAY	ZDC-2	C2560	97S2301200	HOLDER BAND BRAKE B	F20-02 BLACK
A1600	97S2701400	GEAR CAM	DELIN 500 NATURAL	B2520	97S0400700	CAP BAND BRAKE	POM
A1700	97SA310700	PINCH LEVER TOT AS	K-MECHA	A2600	97S3003500	SPG TENSION	SWPB D0.4
B1700	97SA409010	PINCH LEVER AS	K-MECHA	A2700	97SA309300	S SUB BRAKE AS	K-MECHA
C1700	97S2604010	LEVER PINCH	SECC T1.6	B2700	97S2603200	LEVER S SUB BRAKE	F20-03 NATURAL
C1710	97S3500900	SHAFT PINCH ROLLER	SWRC MFZN-II-C	B2710	97S3003100	SPG S SUB BRAKE	SUS304WPB D0.4
B1710	97SA481000	PINCH ROLLER AS	D15(730)	A2800	97SA309400	T SUB BRAKE AS	K-MECHA
C0622	97SA518200	PINCH ROLLER SUB AS	NBR60+A2011	B2800	97S2603300	LEVER T SUB BRAKE	F20-03 NATURAL
D0623	97S2811700	SLEEVE PINCH ROLLER	A2011	B2810	97S4102500	FELT T SUB BRAKE	B-BUFF 13.5X2.0XT1.0

ELECTRICAL PARTS LIST

LOC	PART-CODE	PART-NAME	PART-DESC	LOC	PART-CODE	PART-NAME	PART-DESC
B2820	97S3003000	SPG T SUB BRAKE	SUS304WPB D0.5	C805	CH1CEE332M	C CERA AC	2.5KV 3300PF M DE AC250V
A2900	97SA309110	MAIN BRAKE AS	K-MECHA	C806	CEXF2E680V	C ELECTRO	250V RSS 68MF 16X25(SG)
B2900	97S2603010	LEVER S MAIN BRAKE	KP213G30 NATURAL	C810	CEXF1E331F	C ELECTRO	25V RX 330MF 10X20
B2910	97S2603110	LEVER T MAIN BRAKE	KP213G30 GREEN	C814	CEXF1A102F	C ELECTRO	10V RX 1000MF 10X20
B2920	97S3003010	SPG MAIN BRAKE	SUS304WPB D0.35	D501	DS1R481T--	LED IR	SIR-48IT(P-RANK)
B2930	97S4102610	FELT MAIN BRAKE	CLARINO 3611 8X4XT1.0	D501A	97P2339600	HOLDER IR	ABS
A3100	97S8012900	HEAD FE	HVFFHF0004AK(LG)	IC001	12BKK81NAL	IC OSD	LC74763-9778
A3200	97S3102100	SCREW TAPPTITE	TT2 BIN-P 2.6X10 MFZN	IC201	1BA7790LSK	IC AUDIO	BA7790LS
A3300	97SA309000	REEL GEAR TOT AS	K-MECHA	IC301	1LA7391--	IC	LA7391
B3300	97SA408700	REEL GEAR SUB AS	K-MECHA	IC302	1LC89962--	IC VIDEO	LC89962
C3300	97S2701900	GEAR REEL	F20-03 NATURAL	IC303	1LA7152--	IC SWITCH	LA7152
C3310	97S3003400	SPG CLUTCH WHEEL	SUS304WPB D0.45	IC401	1LA7374--	IC VIDEO	LA7374
C3320	97S2301000	HOLDER REEL GEAR	F20-03 NATURAL	IC502	1MC4558C--	IC OP AMP	MC4558C(KA4558)
C3330	97S0901800	PLATE CLUTCH	SUS304CSP T0.2	IC503	1MN1380L--	IC COMPARATOR (RESET)	MN1380-L(RESET IC)
C3340	97S2901700	WHEEL CLUTCH	F20-03 NATURAL	IC504	1BA6209--	IC	BA6209
C3350	97S2602900	LEVER CLUTCH	DELIN 500 NATURAL	IC505	1MC4558C--	IC OP AMP	MC4558C(KA4558)
B3305	97SA408710	REEL BASE AS	K-MECHA	IC801	1PQ05RF11-	IC REGULATOR	PQ05RF11
C3300	97S1402010	BASE REEL	F20-03 NATURAL	IC901	1MC4558C--	IC OP AMP	MC4558C(KA4558)
C3310	97S4000410	BUSH REEL	SUS304	L801	5PLFSF2120	FILTER LINE	SF-2120 40MH
C3320	97S4103610	FELT REEL BASE	B-BUFF D20XD29XT0.5	M802	97P0974300	PLATE EARTH-P	ET T=0.4
B3350	97S3700410	PULLEY REEL	DURACON AW-01 NATURAL	PJ201	97P885X101	CONN AS	6H/2H-8S 160/350(TUBE)MM
B3390	97S3003210	SPG REEL GEAR	SUS304WPB D0.55	PJ501	97P8810712	CONN AS (Y10712)	7H-7S, 120MM
A3400	97S3108200	POLYWASHER	D2.6XD6.0XT0.5	PT501	97P6269000	CONN WAFER	00-8283-0612-00000
A3500	97S5500400	BELT REEL	CR68	P401	97P62G06D7	CONN HOUSING	GF120 FPC 1.25MM 7P
A3600	97S2603500	LEVER RECORD SAFETY	F20-03 NATURAL	P501	97P62T112A	CONN B/B (PLUG)	TKC-GP PLUG 10P
A3700	97SB381100	EARTH BRACKET AS	G,FM,K-MECHA	P502	97P62G06D7	CONN HOUSING	GF120 FPC 1.25MM 7P
B3700	97S2431000	BRKT EARTH	SECC T1.0	P503	97P62G05CB	CONN HOUSING2	GB150 RECEP 1.5MM 11P
B3710	97SA411800	SPRING LEAF AS	G,FM,K-MECHA	P504	97P62G05CM	CONN HOUSING2	GB150 RECEP 1.5MM 21P
C5021	97S3001600	SPRING LEAF	PBSP T0.15	P801	97P62Y04X4	CONN WAFER	YW396 4P NC
C5023	97S6000200	CONTACT	AG22P	P901	97P62G02BD	CONN B/B	GB200 PLUG 2.0MM 13P
C5025	97S4200300	RUBBER	CR65	P902	97P62G02BA	CONN B/B	GB200 PLUG 2.0MM 10P
A3800	7274301011	SCREW TAPPTITE	TT3 RND 3X10 MFZN	Q801	TKSD2058Y-	TR	KSD2058-Y
A3900	7274301211	SCREW TAPPTITE	TT3 RND 3X12 MFZN	Q804	TKSD2058Y-	TR	KSD2058-Y
A4000	7274300611	SCREW TAPPTITE	TT3 RND 3X6 MFZN	RL901	5SC0204001	SW RELAY	A9W-K 9V DPDT
A4100	2291129004	OIL LUBRICANT	OA-305P	RL902	5SC0204001	SW RELAY	A9W-K 9V DPDT
A4200	2291131304	GREASE	DELUXE 5221G(NAM-YOUNG)	R570	RS02F339J-	R M-OXIDE FILM	2W 3.3 OHM J
PW01	97PA4E2211	CORD POWER AS	KKP-419C 0.75MM 2100MM	R811	RS02F330JS	R M-OXIDE FILM	2W 33 OHM J(SMALL)
P502A	97P88F0714	CABLE FFC	1.25K 7P 140MM	SW501	5SN0101Z20	SW DETECT	JDS1105-6X
31	97PE106500	PCB MAIN AS	DV-K580NZ-T	S501	97P0S01900	SENSOR REEL	SG-258S
BA01	97P0474200	CASE SHIELD PREAMP	ET T0.4	S502	97P0S01900	SENSOR REEL	SG-258S
BA02	97P0983400	PLATE SHIELD PREAMP	ET T0.4	S503	TST5811---	TR PHOTO	ST-5811(D-RANK)
IC501	97P7801300	BATTERY	3V 15H 3.6V (NI-MH)	S503A	97P2338200	HOLDER TR	ABS
C801	CL1UE3104M	C LINE ACROSS	AC275V 0.1MF M 1.40 WORLD	S504	TST5811---	TR PHOTO	ST-5811(D-RANK)
C804	CH1CEE332M	C CERA AC	2.5KV 3300PF M DE AC250V				

ELECTRICAL PARTS LIST

LOC	PART-CODE	PART-NAME	PART-DESC	LOC	PART-CODE	PART-NAME	PART-DESC
S504A	97P2338200	HOLDER TR	ABS	C334	HCFK103ZCA	C CHIP CERA	50V Y5V 0.01MF Z 2012
T201	560202L697	COIL OSC	DEO-010(BIAS)	C338	HCFK104ZCA	C CHIP CERA	50V Y5V 0.1MF Z 2012
U001	97P65246MA	PCB MAIN	330*247*1.6T(K580NZ-N)	C340	HCLK390JCA	C CHIP CERA	50V SL 39PF J 2012
VA801	DSVC471D14	VARISTOR	SVC471D14A	C341	HCFK103ZCA	C CHIP CERA	50V Y5V 0.01MF Z 2012
X001	5XJ14R31AE	CRYSTAL QUARTZ	HC-49/S 14.31818MHZ 30PPM	C345	HCFK473ZCA	C CHIP CERA	50V Y5V 0.047MF Z 2012
® X302	97P7005100	DELAY LINE 1H	ADL-FN2038Y	C358	HCFK103ZCA	C CHIP CERA	50V Y5V 0.01MF Z 2012
X303	5PUGL349KN	FILTER COMB	UGL-349KNT	C360	HCFK104ZCA	C CHIP CERA	50V Y5V 0.1MF Z 2012
X501	5XJ16R0LAE	CRYSTAL QUARTZ	HC-49/S 16.00000MHZ 30PPM	C361	HCFK104ZCA	C CHIP CERA	50V Y5V 0.1MF Z 2012
X502	5XZR03276G	CRYSTAL QUARTZ	SO-26 32.768000KHZ 10PPM	C363	HCFK104ZCA	C CHIP CERA	50V Y5V 0.1MF Z 2012
031C	97PB242900	PCB MAIN CHIP AS	DV-K580N-T	C372	HCFK103ZCA	C CHIP CERA	50V Y5V 0.01MF Z 2012
C001	HCQK240JCA	C CHIP CERA	50V CH 24PF J 2012	C374	HCLK330JCA	C CHIP CERA	50V SL 33PF J 2012
C002	HCQK240JCA	C CHIP CERA	50V CH 24PF J 2012	C375	HCLK220JCA	C CHIP CERA	50V SL 22PF J 2012
C003	HCLK221JCA	C CHIP CERA	50V SL 220PF J 2012	C379	HCLK220JCA	C CHIP CERA	50V SL 22PF J 2012
C004	HCLK221JCA	C CHIP CERA	50V SL 220PF J 2012	C392	HCFK104ZCA	C CHIP CERA	50V Y5V 0.1MF Z 2012
C005	HCLK221JCA	C CHIP CERA	50V SL 220PF J 2012	C396	HCLK390JCA	C CHIP CERA	50V SL 39PF J 2012
C008	HCFK104ZCA	C CHIP CERA	50V Y5V 0.1MF Z 2012	C402	HCFK104ZCA	C CHIP CERA	50V Y5V 0.1MF Z 2012
C011	HCBK682KCA	C CHIP CERA	50V X7R 6800PF K 2012	C404	HCFK104ZCA	C CHIP CERA	50V Y5V 0.1MF Z 2012
C012	HCFK223ZCA	C CHIP CERA	50V Y5V 0.022MF Z 2012	C405	HCFK103ZCA	C CHIP CERA	50V Y5V 0.01MF Z 2012
C013	HCQK240JCA	C CHIP CERA	50V CH 24PF J 2012	C406	HCFK104ZCA	C CHIP CERA	50V Y5V 0.1MF Z 2012
C014	HCQK240JCA	C CHIP CERA	50V CH 24PF J 2012	C407	HCFK103ZCA	C CHIP CERA	50V Y5V 0.01MF Z 2012
C015	HCFK104ZCA	C CHIP CERA	50V Y5V 0.1MF Z 2012	C409	HCFK103ZCA	C CHIP CERA	50V Y5V 0.01MF Z 2012
C017	HCLK201JCA	C CHIP CERA	50V SL 200PF J 2012	C410	HCFK103ZCA	C CHIP CERA	50V Y5V 0.01MF Z 2012
C020	HCFK104ZCA	C CHIP CERA	50V Y5V 0.1MF Z 2012	C411	HCFK103ZCA	C CHIP CERA	50V Y5V 0.01MF Z 2012
C205	HCFK103ZCA	C CHIP CERA	50V Y5V 0.01MF Z 2012	C412	HCFK473ZCA	C CHIP CERA	50V Y5V 0.047MF Z 2012
C206	HCLK821JCA	C CHIP CERA	50V SL 820PF J 2012	C413	HCFK103ZCA	C CHIP CERA	50V Y5V 0.01MF Z 2012
C301	HCLK201JCA	C CHIP CERA	50V SL 200PF J 2012	C415	HCFK103ZCA	C CHIP CERA	50V Y5V 0.01MF Z 2012
C302	HCLK510JCA	C CHIP CERA	50V SL 51PF J 2012	C416	HCFK103ZCA	C CHIP CERA	50V Y5V 0.01MF Z 2012
C303	HCLK300JCA	C CHIP CERA	50V SL 30PF J 2012	C417	HCFK103ZCA	C CHIP CERA	50V Y5V 0.01MF Z 2012
C304	HCLK330JCA	C CHIP CERA	50V SL 33PF J 2012	C418	HCFK103ZCA	C CHIP CERA	50V Y5V 0.01MF Z 2012
C305	HCFK103ZCA	C CHIP CERA	50V Y5V 0.01MF Z 2012	C419	HCLK220JCA	C CHIP CERA	50V SL 22PF J 2012
C307	HCLK150JCA	C CHIP CERA	50V SL 15PF J 2012	C420	HCLK100DCA	C CHIP CERA	50V SL 10PF D 2012
C308	HCLK391JCA	C CHIP CERA	50V SL 390PF J 2012	C421	HCFK103ZCA	C CHIP CERA	50V Y5V 0.01MF Z 2012
C309	HCLK470JCA	C CHIP CERA	50V SL 47PF J 2012	C422	HCFK103ZCA	C CHIP CERA	50V Y5V 0.01MF Z 2012
C310	HCLK150JCA	C CHIP CERA	50V SL 15PF J 2012	C423	HCLK220JCA	C CHIP CERA	50V SL 22PF J 2012
C311	HCLK120JCA	C CHIP CERA	50V SL 12PF J 2012	C424	HCLK151JCA	C CHIP CERA	50V SL 150PF J 2012
C312	HCLK509CCA	C CHIP CERA	50V SL 5PF C 2012	C427	HCFK103ZCA	C CHIP CERA	50V Y5V 0.01MF Z 2012
C315	HCLK120JCA	C CHIP CERA	50V SL 12PF J 2012	C428	HCLK181JCA	C CHIP CERA	50V SL 180PF J 2012
C317	HCFK104ZCA	C CHIP CERA	50V Y5V 0.1MF Z 2012	C429	HCLK220JCA	C CHIP CERA	50V SL 22PF J 2012
C318	HCLK150JCA	C CHIP CERA	50V SL 15PF J 2012	C430	HCLK470JCA	C CHIP CERA	50V SL 47PF J 2012
C321	HCFK104ZCA	C CHIP CERA	50V Y5V 0.1MF Z 2012	C432	HCFK103ZCA	C CHIP CERA	50V Y5V 0.01MF Z 2012
C328	HCFK223ZCA	C CHIP CERA	50V Y5V 0.022MF Z 2012	C433	HCFK103ZCA	C CHIP CERA	50V Y5V 0.01MF Z 2012
C329	HCLK100DCA	C CHIP CERA	50V SL 10PF D 2012	C434	HCLK330JCA	C CHIP CERA	50V SL 33PF J 2012
C330	HCLK101JCA	C CHIP CERA	50V SL 100PF J 2012	C435	HCLK330JCA	C CHIP CERA	50V SL 33PF J 2012
C331	HCLK390JCA	C CHIP CERA	50V SL 39PF J 2012	C436	HCLK560JCA	C CHIP CERA	50V SL 56PF J 2012

ELECTRICAL PARTS LIST

LOC	PART-CODE	PART-NAME	PART-DESC	LOC	PART-CODE	PART-NAME	PART-DESC
C437	HCLK681JCA	C CHIP CERA	50V SL 680PF J 2012	C538	HCFK103ZCA	C CHIP CERA	50V Y5V 0.01MF Z 2012
C438	HCFK104ZCA	C CHIP CERA	50V Y5V 0.1MF Z 2012	C539	HCFK103ZCA	C CHIP CERA	50V Y5V 0.01MF Z 2012
C439	HCFK103ZCA	C CHIP CERA	50V Y5V 0.01MF Z 2012	C540	HCFK103ZCA	C CHIP CERA	50V Y5V 0.01MF Z 2012
C440	HCFK104ZCA	C CHIP CERA	50V Y5V 0.1MF Z 2012	C541	HCFK103ZCA	C CHIP CERA	50V Y5V 0.01MF Z 2012
C441	HCFK104ZCA	C CHIP CERA	50V Y5V 0.1MF Z 2012	C542	HCLK471JCA	C CHIP CERA	50V SL 470PF J 2012
C442	HCFK104ZCA	C CHIP CERA	50V Y5V 0.1MF Z 2012	C543	HCFK104ZCA	C CHIP CERA	50V Y5V 0.1MF Z 2012
C443	HCLK680JCA	C CHIP CERA	50V SL 68PF J 2012	C544	HCFK103ZCA	C CHIP CERA	50V Y5V 0.01MF Z 2012
C450	HCFK103ZCA	C CHIP CERA	50V Y5V 0.01MF Z 2012	C545	HCFK104ZCA	C CHIP CERA	50V Y5V 0.1MF Z 2012
C451	HCFK103ZCA	C CHIP CERA	50V Y5V 0.01MF Z 2012	C546	HCFK104ZCA	C CHIP CERA	50V Y5V 0.1MF Z 2012
C452	HCLK391JCA	C CHIP CERA	50V SL 390PF J 2012	C552	HCFK103ZCA	C CHIP CERA	50V Y5V 0.01MF Z 2012
C455	HCFK473ZCA	C CHIP CERA	50V Y5V 0.047MF Z 2012	C556	HCFK104ZCA	C CHIP CERA	50V Y5V 0.1MF Z 2012
C458	HCFK103ZCA	C CHIP CERA	50V Y5V 0.01MF Z 2012	C557	HCFK104ZCA	C CHIP CERA	50V Y5V 0.1MF Z 2012
C459	HCFK103ZCA	C CHIP CERA	50V Y5V 0.01MF Z 2012	C812	HCFK103ZCA	C CHIP CERA	50V Y5V 0.01MF Z 2012
C470	HCFK104ZCA	C CHIP CERA	50V Y5V 0.1MF Z 2012	C818	HCFK103ZCA	C CHIP CERA	50V Y5V 0.01MF Z 2012
C472	HCFK104ZCA	C CHIP CERA	50V Y5V 0.1MF Z 2012	C901	HCFK103ZCA	C CHIP CERA	50V Y5V 0.01MF Z 2012
C480	HCFK104ZCA	C CHIP CERA	50V Y5V 0.1MF Z 2012	C904	HCLK561JCA	C CHIP CERA	50V SL 560PF J 2012
C502	HCLK471JCA	C CHIP CERA	50V SL 470PF J 2012	C905	HCFK104ZCA	C CHIP CERA	50V Y5V 0.1MF Z 2012
C503	HCFK104ZCA	C CHIP CERA	50V Y5V 0.1MF Z 2012	C907	HCFK104ZCA	C CHIP CERA	50V Y5V 0.1MF Z 2012
C505	HCFK103ZCA	C CHIP CERA	50V Y5V 0.01MF Z 2012	® D801	DS1WBA60-C	DIODE BRIDGE	S1WBA60 4072 CHIP
C506	HCFK103ZCA	C CHIP CERA	50V Y5V 0.01MF Z 2012	IC002	1NJM2267M-	IC	NJM2267M
C507	HCFK103ZCA	C CHIP CERA	50V Y5V 0.01MF Z 2012	RJ001~RJ029	HRF8000-EA	R CHIP	1/8 0 OHM 3216
C508	HCFK104ZCA	C CHIP CERA	50V Y5V 0.1MF Z 2012	RJ031~RJ040	HRF8000-EA	R CHIP	1/8 0 OHM 3216
C509	HCFK104ZCA	C CHIP CERA	50V Y5V 0.1MF Z 2012	RJ042	HRF8000-EA	R CHIP	1/8 0 OHM 3216
C510	HCFK223ZCA	C CHIP CERA	50V Y5V 0.022MF Z 2012	RJ044	HRF8000-EA	R CHIP	1/8 0 OHM 3216
C511	HCFK103ZCA	C CHIP CERA	50V Y5V 0.01MF Z 2012	RJ045	HRF8000-EA	R CHIP	1/8 0 OHM 3216
C512	HCFK223ZCA	C CHIP CERA	50V Y5V 0.022MF Z 2012	RJ046	HRF8000-EA	R CHIP	1/8 0 OHM 3216
C514	HCFK104ZCA	C CHIP CERA	50V Y5V 0.1MF Z 2012	RJ047	HRFT000-CA	R CHIP	1/10 0 OHM 2012
C515	HCBK102KCA	C CHIP CERA	50V X7R 1000PF K 2012	RJ048~RJ053	HRF8000-EA	R CHIP	1/8 0 OHM 3216
C516	HCBK122KCA	C CHIP CERA	50V X7R 1200PF K 2012	RJ055	HRF8000-EA	R CHIP	1/8 0 OHM 3216
C517	HCLK101JCA	C CHIP CERA	50V SL 100PF J 2012	RJ056	HRF8000-EA	R CHIP	1/8 0 OHM 3216
C518	HCBK102KCA	C CHIP CERA	50V X7R 1000PF K 2012	R001	HRFT204JCA	R CHIP	1/10 200K OHM J 2012
C522	HCBK222KCA	C CHIP CERA	50V X7R 2200PF K 2012	R002	HRFT152JCA	R CHIP	1/10 1.5K OHM J 2012
C524	HCFK103ZCA	C CHIP CERA	50V Y5V 0.01MF Z 2012	R003	HRFT682JCA	R CHIP	1/10 6.8K OHM J 2012
C525	HCQK130JCA	C CHIP CERA	50V CH 13PF J 2012	R004	HRFT121JCA	R CHIP	1/10 120 OHM J 2012
C526	HCQK150JCA	C CHIP CERA	50V CH 15PF J 2012	R005	HRFT102JCA	R CHIP	1/10 1K OHM J 2012
C527	HCQK180JCA	C CHIP CERA	50V CH 18PF J 2012	R006	HRFT202JCA	R CHIP	1/10 2K OHM J 2012
C528	HCQK180JCA	C CHIP CERA	50V CH 18PF J 2012	R007	HRFT512JCA	R CHIP	1/10 5.1K OHM J 2012
C529	HCFK103ZCA	C CHIP CERA	50V Y5V 0.01MF Z 2012	R008	HRFT272JCA	R CHIP	1/10 2.7K OHM J 2012
C531	HCFK103ZCA	C CHIP CERA	50V Y5V 0.01MF Z 2012	R201	HRFT223JCA	R CHIP	1/10 22K OHM J 2012
C532	HCFK103ZCA	C CHIP CERA	50V Y5V 0.01MF Z 2012	R202	HRFT102JCA	R CHIP	1/10 1K OHM J 2012
C534	HCFK103ZCA	C CHIP CERA	50V Y5V 0.01MF Z 2012	R203	HRFT243JCA	R CHIP	1/10 24K OHM J 2012
C535	HCFK103ZCA	C CHIP CERA	50V Y5V 0.01MF Z 2012	R204	HRFT152JCA	R CHIP	1/10 1.5K OHM J 2012
C536	HCFK103ZCA	C CHIP CERA	50V Y5V 0.01MF Z 2012				
C537	HCFK103ZCA	C CHIP CERA	50V Y5V 0.01MF Z 2012				

ELECTRICAL PARTS LIST

LOC	PART-CODE	PART-NAME	PART-DESC	LOC	PART-CODE	PART-NAME	PART-DESC
R205	HRFT562JCA	R CHIP	1/10 5.6K OHM J 2012	R329	HRFT124JCA	R CHIP	1/10 120K OHM J 2012
R206	HRFT183JCA	R CHIP	1/10 18K OHM J 2012	R330	HRFT105JCA	R CHIP	1/10 1M OHM J 2012
R207	HRFT220JCA	R CHIP	1/10 22 OHM J 2012	R331	HRFT822JCA	R CHIP	1/10 8.2K OHM J 2012
R208	HRFT333JCA	R CHIP	1/10 33K OHM J 2012	R332	HRFT750JCA	R CHIP	1/10 75 OHM J 2012
R209	HRFT151JCA	R CHIP	1/10 150 OHM J 2012	R334	HRFT392JCA	R CHIP	1/10 3.9K OHM J 2012
R210	HRFT334JCA	R CHIP	1/10 330K OHM J 2012	R337	HRFT391JCA	R CHIP	1/10 390 OHM J 2012
R211	HRFT822JCA	R CHIP	1/10 8.2K OHM J 2012	R339	HRFT102JCA	R CHIP	1/10 1K OHM J 2012
R213	HRFT104JCA	R CHIP	1/10 100K OHM J 2012	R341	HRFT102JCA	R CHIP	1/10 1K OHM J 2012
R214	HRFT472JCA	R CHIP	1/10 4.7K OHM J 2012	R343	HRFT824JCA	R CHIP	1/10 820K OHM J 2012
R217	HRFT229JCA	R CHIP	1/10 2.2 OHM J 2012	R348	HRFT271JCA	R CHIP	1/10 270 OHM J 2012
R218	HRFT229JCA	R CHIP	1/10 2.2 OHM J 2012	R349	HRFT122JCA	R CHIP	1/10 1.2K OHM J 2012
R219	HRFT470JCA	R CHIP	1/10 47 OHM J 2012	R350	HRFT223JCA	R CHIP	1/10 22K OHM J 2012
R222	HRFT822JCA	R CHIP	1/10 8.2K OHM J 2012	R351	HRFT333JCA	R CHIP	1/10 33K OHM J 2012
R223	HRFT473JCA	R CHIP	1/10 47K OHM J 2012	R353	HRFT103JCA	R CHIP	1/10 10K OHM J 2012
R224	HRFT472JCA	R CHIP	1/10 4.7K OHM J 2012	R354	HRFT473JCA	R CHIP	1/10 47K OHM J 2012
R225	HRFT622JCA	R CHIP	1/10 6.2K OHM J 2012	R355	HRFT102JCA	R CHIP	1/10 1K OHM J 2012
R226	HRFT472JCA	R CHIP	1/10 4.7K OHM J 2012	R358	HRFT103JCA	R CHIP	1/10 10K OHM J 2012
R227	HRFT152JCA	R CHIP	1/10 1.5K OHM J 2012	R359	HRFT182JCA	R CHIP	1/10 1.8K OHM J 2012
R228	HRFT621JCA	R CHIP	1/10 620 OHM J 2012	R371	HRFT102JCA	R CHIP	1/10 1K OHM J 2012
R229	HRFT912JCA	R CHIP	1/10 9.1K OHM J 2012	R372	HRFT333JCA	R CHIP	1/10 33K OHM J 2012
R302	HRFT182JCA	R CHIP	1/10 1.8K OHM J 2012	R373	HRFT333JCA	R CHIP	1/10 33K OHM J 2012
R303	HRFT392JCA	R CHIP	1/10 3.9K OHM J 2012	R374	HRFT102JCA	R CHIP	1/10 1K OHM J 2012
R304	HRFT472JCA	R CHIP	1/10 4.7K OHM J 2012	R375	HRFT152JCA	R CHIP	1/10 1.5K OHM J 2012
R305	HRFT102JCA	R CHIP	1/10 1K OHM J 2012	R376	HRFT222JCA	R CHIP	1/10 2.2K OHM J 2012
R306	HRFT272JCA	R CHIP	1/10 2.7K OHM J 2012	R377	HRFT681JCA	R CHIP	1/10 680 OHM J 2012
R307	HRFT681JCA	R CHIP	1/10 680 OHM J 2012	R378	HRFT102JCA	R CHIP	1/10 1K OHM J 2012
R308	HRFT102JCA	R CHIP	1/10 1K OHM J 2012	R379	HRFT362JCA	R CHIP	1/10 3.6K OHM J 2012
R309	HRFT362JCA	R CHIP	1/10 3.6K OHM J 2012	R380	HRFT182JCA	R CHIP	1/10 1.8K OHM J 2012
R310	HRFT102JCA	R CHIP	1/10 1K OHM J 2012	R381	HRFT222JCA	R CHIP	1/10 2.2K OHM J 2012
R311	HRFT102JCA	R CHIP	1/10 1K OHM J 2012	R382	HRFT182JCA	R CHIP	1/10 1.8K OHM J 2012
R312	HRFT152JCA	R CHIP	1/10 1.5K OHM J 2012	R383	HRFT102JCA	R CHIP	1/10 1K OHM J 2012
R313	HRFT332JCA	R CHIP	1/10 3.3K OHM J 2012	R385	HRFT102JCA	R CHIP	1/10 1K OHM J 2012
R314	HRFT102JCA	R CHIP	1/10 1K OHM J 2012	R386	HRFT182JCA	R CHIP	1/10 1.8K OHM J 2012
R315	HRFT102JCA	R CHIP	1/10 1K OHM J 2012	R387	HRFT182JCA	R CHIP	1/10 1.8K OHM J 2012
R316	HRFT391JCA	R CHIP	1/10 390 OHM J 2012	R388	HRFT820JCA	R CHIP	1/10 82 OHM J
R317	HRFT821JCA	R CHIP	1/10 820 OHM J 2012	R397	HRFT102JCA	R CHIP	1/10 1K OHM J 2012
R318	HRFT123JCA	R CHIP	1/10 12K OHM J 2012	R401	HRFT153JCA	R CHIP	1/10 15K OHM J 2012
R319	HRFT102JCA	R CHIP	1/10 1K OHM J 2012	R402	HRFT912JCA	R CHIP	1/10 9.1K OHM J 2012
R320	HRFT202JCA	R CHIP	1/10 2K OHM J 2012	R404	HRFT102JCA	R CHIP	1/10 1K OHM J 2012
R321	HRFT681JCA	R CHIP	1/10 680 OHM J 2012	R405	HRFT132JCA	R CHIP	1/10 1.3K OHM J 2012
R322	HRFT122JCA	R CHIP	1/10 1.2K OHM J 2012	R408	HRFT562JCA	R CHIP	1/10 5.6K OHM J 2012
R323	HRFT102JCA	R CHIP	1/10 1K OHM J 2012	R409	HRFT562JCA	R CHIP	1/10 5.6K OHM J 2012
R324	HRFT123JCA	R CHIP	1/10 12K OHM J 2012	R411	HRFT102JCA	R CHIP	1/10 1K OHM J 2012
R326	HRFT822JCA	R CHIP	1/10 8.2K OHM J 2012	R412	HRFT223JCA	R CHIP	1/10 22K OHM J 2012

ELECTRICAL PARTS LIST

LOC	PART-CODE	PART-NAME	PART-DESC	LOC	PART-CODE	PART-NAME	PART-DESC
R413	HRFT223JCA	R CHIP	1/10 22K OHM J 2012	R525	HRFT182JCA	R CHIP	1/10 1.8K OHM J 2012
R417	HRFT102JCA	R CHIP	1/10 1K OHM J 2012	R526	HRFT182JCA	R CHIP	1/10 1.8K OHM J 2012
R418	HRFT561JCA	R CHIP	1/10 560 OHM J 2012	R527	HRFT474JCA	R CHIP	1/10 470K OHM J 2012
R419	HRFT102JCA	R CHIP	1/10 1K OHM J 2012	R528	HRFT472JCA	R CHIP	1/10 4.7K OHM J 2012
R420	HRFT821JCA	R CHIP	1/10 820 OHM J 2012	R529	HRFT103JCA	R CHIP	1/10 10K OHM J 2012
R421	HRFT102JCA	R CHIP	1/10 1K OHM J 2012	R533	HRFT153JCA	R CHIP	1/10 15K OHM J 2012
R422	HRFT102JCA	R CHIP	1/10 1K OHM J 2012	R538	HRFT473JCA	R CHIP	1/10 47K OHM J 2012
R423	HRFT103JCA	R CHIP	1/10 10K OHM J 2012	R539	HRFT912JCA	R CHIP	1/10 9.1K OHM J 2012
R424	HRFT103JCA	R CHIP	1/10 10K OHM J 2012	R541	HRFT102JCA	R CHIP	1/10 1K OHM J 2012
R425	HRFT681JCA	R CHIP	1/10 680 OHM J 2012	R542	HRFT472JCA	R CHIP	1/10 4.7K OHM J 2012
R426	HRFT562JCA	R CHIP	1/10 5.6K OHM J 2012	R543	HRFT622JCA	R CHIP	1/10 6.2K OHM J 2012
R427	HRFT332JCA	R CHIP	1/10 3.3K OHM J 2012	R544	HRFT221JCA	R CHIP	1/10 220 OHM J 2012
R428	HRFT332JCA	R CHIP	1/10 3.3K OHM J 2012	R546	HRFT205JCA	R CHIP	1/10 2M OHM J 2012
R429	HRFT682JCA	R CHIP	1/10 6.8K OHM J 2012	R547	HRFT221JCA	R CHIP	1/10 220 OHM J 2012
R431	HRFT152JCA	R CHIP	1/10 1.5K OHM J 2012	R548	HRFT472JCA	R CHIP	1/10 4.7K OHM J 2012
R432	HRFT821JCA	R CHIP	1/10 820 OHM J 2012	R550	HRFT752JCA	R CHIP	1/10 7.5K OHM J 2012
R433	HRFT122JCA	R CHIP	1/10 1.2K OHM J 2012	R555	HRFT105JCA	R CHIP	1/10 1M OHM J 2012
R434	HRFT102JCA	R CHIP	1/10 1K OHM J 2012	R556	HRFT511JCA	R CHIP	1/10 510 OHM J 2012
R435	HRFT102JCA	R CHIP	1/10 1K OHM J 2012	R557	HRFT106JCA	R CHIP	1/10 10M OHM J 2012
R436	HRFT102JCA	R CHIP	1/10 1K OHM J 2012	R558	HRFT104JCA	R CHIP	1/10 100K OHM J 2012
R437	HRFT182JCA	R CHIP	1/10 1.8K OHM J 2012	R564	HRFT102JCA	R CHIP	1/10 1K OHM J 2012
R438	HRFT182JCA	R CHIP	1/10 1.8K OHM J 2012	R571	HRFT101JCA	R CHIP	1/10 100 OHM J 2012
R439	HRFT681JCA	R CHIP	1/10 680 OHM J 2012	R572	HRFT101JCA	R CHIP	1/10 100 OHM J 2012
R440	HRFT681JCA	R CHIP	1/10 680 OHM J 2012	R585	HRFT513JCA	R CHIP	1/10 51K OHM J 2012
R441	HRFT152JCA	R CHIP	1/10 1.5K OHM J 2012	R586	HRFT102JCA	R CHIP	1/10 1K OHM J 2012
R442	HRFT471JCA	R CHIP	1/10 470 OHM J 2012	R587	HRFT472JCA	R CHIP	1/10 4.7K OHM J 2012
R444	HRFT471JCA	R CHIP	1/10 470 OHM J 2012	R588	HRFT104JCA	R CHIP	1/10 100K OHM J 2012
R445	HRFT182JCA	R CHIP	1/10 1.8K OHM J 2012	R589	HRFT104JCA	R CHIP	1/10 100K OHM J 2012
R449	HRFT391JCA	R CHIP	1/10 390 OHM J 2012	R590	HRFT752JCA	R CHIP	1/10 7.5K OHM J 2012
R450	HRFT223JCA	R CHIP	1/10 22K OHM J 2012	R591	HRFT472JCA	R CHIP	1/10 4.7K OHM J 2012
R451	HRFT223JCA	R CHIP	1/10 22K OHM J 2012	R592	HRFT104JCA	R CHIP	1/10 100K OHM J 2012
R452	HRFT102JCA	R CHIP	1/10 1K OHM J 2012	R593	HRFT104JCA	R CHIP	1/10 100K OHM J 2012
R453	HRFT102JCA	R CHIP	1/10 1K OHM J 2012	R596	HRFT102JCA	R CHIP	1/10 1K OHM J 2012
R454	HRFT821JCA	R CHIP	1/10 820 OHM J 2012	R597	HRFT432JCA	R CHIP	1/10 4.3K OHM J 2012
R455	HRFT102JCA	R CHIP	1/10 1K OHM J 2012	R598	HRFT104JCA	R CHIP	1/10 100K OHM J 2012
R460	HRFT222JCA	R CHIP	1/10 2.2K OHM J 2012	R813	HRFT102JCA	R CHIP	1/10 1K OHM J 2012
R501	HRFT103JCA	R CHIP	1/10 10K OHM J 2012	R814	HRFT103JCA	R CHIP	1/10 10K OHM J 2012
R502	HRFT103JCA	R CHIP	1/10 10K OHM J 2012	R901	HRFT103JCA	R CHIP	1/10 10K OHM J 2012
R505	HRFT393JCA	R CHIP	1/10 39K OHM J 2012	R902	HRFT103JCA	R CHIP	1/10 10K OHM J 2012
R506	HRFT304JCA	R CHIP	1/10 300K OHM J 2012	R903	HRFT102JCA	R CHIP	1/10 1K OHM J 2012
R509	HRFT474JCA	R CHIP	1/10 470K OHM J 2012	R904	HRFT103JCA	R CHIP	1/10 10K OHM J 2012
R516	HRFT153JCA	R CHIP	1/10 15K OHM J 2012	R905	HRFT103JCA	R CHIP	1/10 10K OHM J 2012
R520	HRFT103JCA	R CHIP	1/10 10K OHM J 2012	R906	HRFT103JCA	R CHIP	1/10 10K OHM J 2012
R524	HRFT473JCA	R CHIP	1/10 47K OHM J 2012	R907	HRFT103JCA	R CHIP	1/10 10K OHM J 2012

ELECTRICAL PARTS LIST

LOC	PART-CODE	PART-NAME	PART-DESC	LOC	PART-CODE	PART-NAME	PART-DESC
R908	HRFT103JCA	R CHIP	1/10 10K OHM J 2012	C202	CMXM2A392J	C MYLAR	100V 3900PF J (TP)
R909	HRFT103JCA	R CHIP	1/10 10K OHM J 2012	C203	CEXF1C220A	C ELECTRO	16V RSM 22MF (5X7)
R910	HRFT103JCA	R CHIP	1/10 10K OHM J 2012	C204	CEXF1C470A	C ELECTRO	16V RSM 47MF (5X7) TP
R911	HRFT102JCA	R CHIP	1/10 1K OHM J 2012	C207	CEXF1H339A	C ELECTRO	50V RSM 3.3MF 4X7
R912	HRFT103JCA	R CHIP	1/10 10K OHM J 2012	C208	CEXF1H100A	C ELECTRO	50V RSM 10MF (5X7) TP
R913	HRFT103JCA	R CHIP	1/10 10K OHM J 2012	C209	CMXM2A103J	C MYLAR	100V 0.01MF J (TP)
R914	HRFT103JCA	R CHIP	1/10 10K OHM J 2012	C210	CEXF1H108A	C ELECTRO	50V RSM 0.1MF 4X7
R915	HRFT102JCA	R CHIP	1/10 1K OHM J 2012	C211	CEXF1H100A	C ELECTRO	50V RSM 10MF (5X7) TP
R916	HRFT103JCA	R CHIP	1/10 10K OHM J 2012	C212	CMXM2A222J	C MYLAR	100V 2200PF J (TP)
R917	HRFT472JCA	R CHIP	1/10 4.7K OHM J 2012	C214	CEXF1C470A	C ELECTRO	16V RSM 47MF (5X7) TP
R918	HRFT472JCA	R CHIP	1/10 4.7K OHM J 2012	C215	CMXM2A333J	C MYLAR	100V 0.033MF J (TP)
R921	HRFT472JCA	R CHIP	1/10 4.7K OHM J 2012	C216	CMXM2A103J	C MYLAR	100V 0.01MF J (TP)
R922	HRFT472JCA	R CHIP	1/10 4.7K OHM J 2012	C217	CMXM2A223J	C MYLAR	100V 0.022MF J TP
R923	HRFT472JCA	R CHIP	1/10 4.7K OHM J 2012	C218	CXSL1H221J	C CERA	50V SL 220PF J (TAPPING)
R924	HRFT472JCA	R CHIP	1/10 4.7K OHM J 2012	C219	CEXF1H479A	C ELECTRO	50V RSM 4.7MF 4X7
R925	HRFT472JCA	R CHIP	1/10 4.7K OHM J 2012	C220	CMXM2A562J	C MYLAR	100V 5600PF J (TP)
R926	HRFT472JCA	R CHIP	1/10 4.7K OHM J 2012	C223	CEXF1H108A	C ELECTRO	50V RSM 0.1MF 4X7
R927	HRFT472JCA	R CHIP	1/10 4.7K OHM J 2012	C224	CMXM2A103J	C MYLAR	100V 0.01MF J (TP)
R928	HRFT472JCA	R CHIP	1/10 4.7K OHM J 2012	C225	CEXF1C470A	C ELECTRO	16V RSM 47MF (5X7) TP
R929	HRFT472JCA	R CHIP	1/10 4.7K OHM J 2012	C226	CMXM2A103J	C MYLAR	100V 0.01MF J (TP)
R930	HRFT472JCA	R CHIP	1/10 4.7K OHM J 2012	C227	CMXM2A223J	C MYLAR	100V 0.022MF J TP
R931	HRFT472JCA	R CHIP	1/10 4.7K OHM J 2012	C228	CMXM2A102J	C MYLAR	100V 1000PF J (TP)
R932	HRFT472JCA	R CHIP	1/10 4.7K OHM J 2012	C306	CEXF1H109A	C ELECTRO	50V RSM 1MF (4X7) TP
R933	HRFT153JCA	R CHIP	1/10 15K OHM J 2012	C313	CEXF1H100A	C ELECTRO	50V RSM 10MF (5X7) TP
R934	HRFT223JCA	R CHIP	1/10 22K OHM J 2012	C314	CEXF1H100A	C ELECTRO	50V RSM 10MF (5X7) TP
R935	HRFT510JCA	R CHIP	1/10 51 OHM J 2012	C319	CEXF1H100A	C ELECTRO	50V RSM 10MF (5X7) TP
R936	HRFT153JCA	R CHIP	1/10 15K OHM J 2012	C320	CEXF1H100A	C ELECTRO	50V RSM 10MF (5X7) TP
R937	HRFT102JCA	R CHIP	1/10 1K OHM J 2012	C322	CMXM2A473J	C MYLAR	100V 0.047MF J (TP)
R938	HRFT472JCA	R CHIP	1/10 4.7K OHM J 2012	C325	CEXF1H109A	C ELECTRO	50V RSM 1MF (4X7) TP
R939	HRFT472JCA	R CHIP	1/10 4.7K OHM J 2012	C326	CMXM2A473J	C MYLAR	100V 0.047MF J (TP)
R940	HRFT473JCA	R CHIP	1/10 47K OHM J 2012	C327	CEXF1H109A	C ELECTRO	50V RSM 1MF (4X7) TP
R941	HRFT750JCA	R CHIP	1/10 75 OHM J 2012	C332	CEXF1A221V	C ELECTRO	10V RSS 220MF 6.3X11
R942	HRFT330JCA	R CHIP	1/10 33 OHM J 2012	C333	CEXF1H100A	C ELECTRO	50V RSM 10MF (5X7) TP
R943	HRFT330JCA	R CHIP	1/10 33 OHM J 2012	C336	CEXF1H338A	C ELECTRO	50V RSM 0.33MF (4X7)
030R	97PC317200	PCB MAIN R-AUTO AS	DV-K580NZ-T	C342	CEXF1H109A	C ELECTRO	50V RSM 1MF (4X7) TP
C006	CEXF1H229A	C ELECTRO	50V RSM 2.2MF (4X7) TP	C344	CEXF1H109A	C ELECTRO	50V RSM 1MF (4X7) TP
C007	CEXF1C470A	C ELECTRO	16V RSM 47MF (5X7) TP	C346	CEXF1A221V	C ELECTRO	10V RSS 220MF 6.3X11
C009	CEXF1H109A	C ELECTRO	50V RSM 1MF (4X7) TP	C347	CMXM2A223J	C MYLAR	100V 0.022MF J TP
C010	CEXF1H109A	C ELECTRO	50V RSM 1MF (4X7) TP	C348	CEXF1H100A	C ELECTRO	50V RSM 10MF (5X7) TP
C016	CEXF1C470A	C ELECTRO	16V RSM 47MF (5X7) TP	C349	CEXF1A471V	C ELECTRO	10V RSS 470MF 8X11.5
C019	CEXF1C470A	C ELECTRO	16V RSM 47MF (5X7) TP	C350	CEXF1A221V	C ELECTRO	10V RSS 220MF 6.3X11
C021	CEXF1C220A	C ELECTRO	16V RSM 22MF (5X7)	C351	CMXM2A563J	C MYLAR	100V 0.056MF J (TP)
C022	CEXF1C101A	C ELECTRO	16V RSM 100MF (6.3X7) TP	C352	CEXF1H479A	C ELECTRO	50V RSM 4.7MF 4X7
C201	CEXF1H479A	C ELECTRO	50V RSM 4.7MF 4X7	C353	CEXF1C470A	C ELECTRO	16V RSM 47MF (5X7) TP

ELECTRICAL PARTS LIST

LOC	PART-CODE	PART-NAME	PART-DESC	LOC	PART-CODE	PART-NAME	PART-DESC
C355	CMXM2A223J	C MYLAR	100V 0.022MF J TP	L314	5CPX100J2T	COIL PEAKING	10UH(BRN-BLK)
C356	CEXF1H100A	C ELECTRO	50V RSM 10MF (5X7) TP	L315	5CPX100J2T	COIL PEAKING	10UH(BRN-BLK)
C376	CEXF1C470A	C ELECTRO	16V RSM 47MF (5X7) TP	L372	5CPX390J--	COIL PEAKING	39UH J (RADIAL)
C380	CEXF1C470A	C ELECTRO	16V RSM 47MF (5X7) TP	L373	5CPX390J--	COIL PEAKING	39UH J (RADIAL)
C391	CEXF1C470A	C ELECTRO	16V RSM 47MF (5X7) TP	L376	5CPX100J2T	COIL PEAKING	10UH(BRN-BLK)
C401	CEXF1C470A	C ELECTRO	16V RSM 47MF (5X7) TP	L401	5CPX100J2T	COIL PEAKING	10UH(BRN-BLK)
C403	CEXF1H479A	C ELECTRO	50V RSM 4.7MF 4X7	L402	5CPX100J2T	COIL PEAKING	10UH(BRN-BLK)
C408	CEXF1C470A	C ELECTRO	16V RSM 47MF (5X7) TP	L403	5CPX180J--	COIL PEAKING	18UH J (RADIAL)
C414	CEXF1C470A	C ELECTRO	16V RSM 47MF (5X7) TP	L404	5CPX181J--	COIL PEAKING	180UH J (RADIAL)
C460	CEXF1C470A	C ELECTRO	16V RSM 47MF (5X7) TP	L405	5CPX680J2T	COIL PEAKING	68UH(BLU-BLK)
C504	CEXF1C470A	C ELECTRO	16V RSM 47MF (5X7) TP	L408	5CPX470J2T	COIL PEAKING	47UH(YEL-BLK)
C513	CEXF1C470A	C ELECTRO	16V RSM 47MF (5X7) TP	L413	5CPX271J--	COIL PEAKING	270UH J RADIAL
C519	CEXF1H479A	C ELECTRO	50V RSM 4.7MF 4X7	L414	5CPX221J2J	COIL PEAKING	220UH J (RADIAL)
C520	CEXF1C470A	C ELECTRO	16V RSM 47MF (5X7) TP	L419	5CPX101J2T	COIL PEAKING	100UH(BRN-BRN)
C521	CEXF1C470A	C ELECTRO	16V RSM 47MF (5X7) TP	L420	5CPX101J2T	COIL PEAKING	100UH(BRN-BRN)
C523	CEXF1C470A	C ELECTRO	16V RSM 47MF (5X7) TP	L810	56C220K686	COIL CHOKE	22UH K 27.5X0.4D
C530	CEXF1C101A	C ELECTRO	16V RSM 100MF (6.3X7) TP	L811	56C220K686	COIL CHOKE	22UH K 27.5X0.4D
C533	CEXF1E470V	C ELECTRO	25V RSS 47MF (5X11) TP	L901	5CPX121J--	COIL PEAKING	120UH J (RADIAL)
C548	CEXF1A471V	C ELECTRO	10V RSS 470MF 8X11.5	Q201	TZTC3202Y-	TR	KTC3202Y (AUTO)(1959Y)
C549	CEXF1C101A	C ELECTRO	16V RSM 100MF (6.3X7) TP	Q202	TZSR1004--	TR	KSR1004 (AUTO)
C550	CEXF1C470A	C ELECTRO	16V RSM 47MF (5X7) TP	Q203	TZSR1004--	TR	KSR1004 (AUTO)
C555	CEXF1C470A	C ELECTRO	16V RSM 47MF (5X7) TP	Q301	TZTC3198Y-	TR	KTC3198Y-(1815Y) (AUTO)
C811	CEXF1H100A	C ELECTRO	50V RSM 10MF (5X7) TP	Q302	TZTC3198Y-	TR	KTC3198Y-(1815Y) (AUTO)
C813	CEXF1C470A	C ELECTRO	16V RSM 47MF (5X7) TP	Q303	TZTA1266Y-	TR	KTA1266Y-(AUTO)(1015Y)
C815	CEXF1A471V	C ELECTRO	10V RSS 470MF 8X11.5	Q304	TZSR1004--	TR	KSR1004 (AUTO)
C817	CEXF1C470A	C ELECTRO	16V RSM 47MF (5X7) TP	Q305	TZTA1266Y-	TR	KTA1266Y-(AUTO)(1015Y)
C819	CEXF1E101V	C ELECTRO	25V RSS 100MF (6.3X11) TP	Q306	TZTC3198Y-	TR	KTC3198Y-(1815Y) (AUTO)
C902	CEXF1C101A	C ELECTRO	16V RSM 100MF (6.3X7) TP	Q307	TZSR1004--	TR	KSR1004 (AUTO)
C903	CEXF1C470A	C ELECTRO	16V RSM 47MF (5X7) TP	Q311	TZTA1266Y-	TR	KTA1266Y-(AUTO)(1015Y)
C906	CEXF1C100A	C ELECTRO	16V RSM 10MF 4X7	Q313	TZTC3198Y-	TR	KTC3198Y-(1815Y) (AUTO)
C908	CEXF1H108A	C ELECTRO	50V RSM 0.1MF 4X7	Q315	TZTC3198Y-	TR	KTC3198Y-(1815Y) (AUTO)
F801A	97P460170P	CLIP FUSE	PFC5000-0702	Q316	TZSR1004--	TR	KSR1004 (AUTO)
F801B	97P460170P	CLIP FUSE	PFC5000-0702	Q317	TZTA1266Y-	TR	KTA1266Y-(AUTO)(1015Y)
L001	5CPX101J2T	COIL PEAKING	100UH(BRN-BRN)	Q320	TZTC3198Y-	TR	KTC3198Y-(1815Y) (AUTO)
L002	5CPX569G-T	COIL PEAKING	EL0405RA 5R6G RADIAL (TP)	Q370	TZTC3198Y-	TR	KTC3198Y-(1815Y) (AUTO)
L003	5CPX101J2T	COIL PEAKING	100UH(BRN-BRN)	Q371	TZTA1266Y-	TR	KTA1266Y-(AUTO)(1015Y)
L004	5CPX101J2T	COIL PEAKING	100UH(BRN-BRN)	Q372	TZTC3198Y-	TR	KTC3198Y-(1815Y) (AUTO)
L201	5CPX223K--	COIL PEAKING	22MH K TAPPING	Q373	TZTC3198Y-	TR	KTC3198Y-(1815Y) (AUTO)
L202	5CPX101J2T	COIL PEAKING	100UH(BRN-BRN)	Q374	TZTA1266Y-	TR	KTA1266Y-(AUTO)(1015Y)
L203	5CPX680J2T	COIL PEAKING	68UH(BLU-BLK)	Q375	TZTA1266Y-	TR	KTA1266Y-(AUTO)(1015Y)
L204	5CPX103J--	COIL PEAKING	10MH 5MM J RADIAL	Q376	TZSR1004--	TR	KSR1004 (AUTO)
L304	5CPX101J2T	COIL PEAKING	100UH(BRN-BRN)	Q378	TZTA1266Y-	TR	KTA1266Y-(AUTO)(1015Y)
L308	5CPX101J2T	COIL PEAKING	100UH(BRN-BRN)	Q401	TZTC3198Y-	TR	KTC3198Y-(1815Y) (AUTO)
L309	5CPX101J2T	COIL PEAKING	100UH(BRN-BRN)	Q402	TZTC3198Y-	TR	KTC3198Y-(1815Y) (AUTO)

ELECTRICAL PARTS LIST

LOC	PART-CODE	PART-NAME	PART-DESC	LOC	PART-CODE	PART-NAME	PART-DESC
Q403	TZTA1266Y-	TR	KTA1266Y- (AUTO)(1015Y)	C431	CBZP1C103M	C CERA SEMI	16V Y5S 0.01MF M
Q404	TZTC3198Y-	TR	KTC3198Y-(1815Y) (AUTO)	C445	CBZP1C103M	C CERA SEMI	16V Y5S 0.01MF M
Q405	TZTC3198Y-	TR	KTC3198Y-(1815Y) (AUTO)	C446	CZSL1H560J	C CERA	50V SL 56PF J
Q406	TZTC3198Y-	TR	KTC3198Y-(1815Y) (AUTO)	C547	CCZF1H104Z	C CERA	50V HIKF 0.1MF Z
Q407	TZSR1004--	TR	KSR1004 (AUTO)	C554	CCZF1H104Z	C CERA	50V HIKF 0.1MF Z
Q408	TZTC3198Y-	TR	KTC3198Y-(1815Y) (AUTO)	DZ501	DZUZ6R2BSC	DIODE ZENER	UZ-6.2BSC(6.16-6.40)
Q409	TZTA1266Y-	TR	KTA1266Y- (AUTO)(1015Y)	D201	DZN4148--	DIODE	1N4148 AUTO 52MM
Q410	TZTC3198Y-	TR	KTC3198Y-(1815Y) (AUTO)	D301	DZN4148--	DIODE	1N4148 AUTO 52MM
Q411	TZTC3198Y-	TR	KTC3198Y-(1815Y) (AUTO)	D303	DZN4148--	DIODE	1N4148 AUTO 52MM
Q412	TZSR1004--	TR	KSR1004 (AUTO)	D304	DZN4148--	DIODE	1N4148 AUTO 52MM
Q413	TZSR1004--	TR	KSR1004 (AUTO)	D401	DZN4148--	DIODE	1N4148 AUTO 52MM
Q414	TZTC3198Y-	TR	KTC3198Y-(1815Y) (AUTO)	D402	DZN4148--	DIODE	1N4148 AUTO 52MM
Q415	TZTC3198Y-	TR	KTC3198Y-(1815Y) (AUTO)	D502	DZN4148--	DIODE	1N4148 AUTO 52MM
Q416	TZSR1004--	TR	KSR1004 (AUTO)	D503	DZN4148--	DIODE	1N4148 AUTO 52MM
Q420	TZTA1266Y-	TR	KTA1266Y- (AUTO)(1015Y)	D504	DZN4148--	DIODE	1N4148 AUTO 52MM
Q501	TZSR2001--	TR	KSR2001 (AUTO)	D505	DZN4148--	DIODE	1N4148 AUTO 52MM
Q502	TZTA1266Y-	TR	KTA1266Y- (AUTO)(1015Y)	® D506	DZN4003--	DIODE	IN4003(DAEBO)
Q503	TZTA1273Y-	TR	KTA1273Y(966Y)	D507	DZN4148--	DIODE	1N4148 AUTO 52MM
Q504	TZSR1004--	TR	KSR1004 (AUTO)	D508	DZN4003--	DIODE	IN4003(DAEBO)
Q801	TZTC3205Y-	TR	KTC3205Y (2236Y)	D509	DZN4148--	DIODE	1N4148 AUTO 52MM
Q802	TZSR1004--	TR	KSR1004 (AUTO)	D510	DZN4148--	DIODE	1N4148 AUTO 52MM
Q803	TZSR1004--	TR	KSR1004 (AUTO)	D812	DZUZ9R1BSC	DIODE ZENER	UZ-9.1BSC(8.89-9.29V)
Q901	TZTC3198Y-	TR	KTC3198Y-(1815Y) (AUTO)	D813	DZN4148--	DIODE	1N4148 AUTO 52MM
Q902	TZTA1266Y-	TR	KTA1266Y- (AUTO)(1015Y)	D814	DZN4003--	DIODE	IN4003(DAEBO)
Q903	TZTC3198Y-	TR	KTC3198Y-(1815Y) (AUTO)	D816	DZN4148--	DIODE	1N4148 AUTO 52MM
Q904	TZTC3198Y-	TR	KTC3198Y-(1815Y) (AUTO)	D817	DZN4148--	DIODE	1N4148 AUTO 52MM
Q905	TZTC3198Y-	TR	KTC3198Y-(1815Y) (AUTO)	D818	DZZ6R8BM-	DIODE ZENER	UZ-6.8BM
Q906	TZTA1266Y-	TR	KTA1266Y- (AUTO)(1015Y)	D901	DZUZ5R6BSB	DIODE ZENER	UZ-5.6BSB(5.46-5.70V)
Q907	TZTC3198Y-	TR	KTC3198Y-(1815Y) (AUTO)	D902	DZUZ5R6BSB	DIODE ZENER	UZ-5.6BSB(5.46-5.70V)
Q908	TZTA1266Y-	TR	KTA1266Y- (AUTO)(1015Y)	D903	DZUZ5R6BSB	DIODE ZENER	UZ-5.6BSB(5.46-5.70V)
R292	RV5426503M	R SEMI FIXED	H50K-5X3-6Y-PC-MS	D904	DZUZ5R6BSB	DIODE ZENER	UZ-5.6BSB(5.46-5.70V)
R391	RV5426502M	R SEMI FIXED	H5K-5X3-6Y-PC-MS	D905	DZUZ5R6BSB	DIODE ZENER	UZ-5.6BSB(5.46-5.70V)
R392	RV5426502M	R SEMI FIXED	H5K-5X3-6Y-PC-MS	D906	DZUZ5R6BSB	DIODE ZENER	UZ-5.6BSB(5.46-5.70V)
R395	RV5426502M	R SEMI FIXED	H5K-5X3-6Y-PC-MS	D907	DZUZ5R6BSB	DIODE ZENER	UZ-5.6BSB(5.46-5.70V)
R396	RV5426103M	R SEMI FIXED	H10K-5X3-6Y-PC-MS	D908	DZUZ5R6BSB	DIODE ZENER	UZ-5.6BSB(5.46-5.70V)
R491	RV5426302M	R SEMI FIXED	H1K-5X3-6Y-PC-MS	D909	DZUZ5R6BSB	DIODE ZENER	UZ-5.6BSB(5.46-5.70V)
R492	RV5426102M	R SEMI FIXED	H3K-5X3-6Y-PC-MS	D910	DZUZ5R6BSB	DIODE ZENER	UZ-5.6BSB(5.46-5.70V)
R595	RV5426104M	R SEMI FIXED	H100K-5X3-6Y-PC-MS	D911	DZUZ5R6BSB	DIODE ZENER	UZ-5.6BSB(5.46-5.70V)
X301	5XE3R579TB	CRYSTAL QUARTZ	HC-49/U 3.579545MHZ 15PPM	D912	DZUZ5R6BSB	DIODE ZENER	UZ-5.6BSB(5.46-5.70V)
030A	97PA498700	PCB MAIN A-AUTO AS	DV-K580NZ-T	D913	DZUZ5R6BSB	DIODE ZENER	UZ-5.6BSB(5.46-5.70V)
C323	CCZB1H331K	C CERA SEMI	50V B 333PF K	D914	DZUZ5R6BSB	DIODE ZENER	UZ-5.6BSB(5.46-5.70V)
C339	CCZB1H101K	C CERA	50V B 100PF K	D915	DZUZ5R6BSB	DIODE ZENER	UZ-5.6BSB(5.46-5.70V)
C343	CBZP1C103M	C CERA SEMI	16V Y5S 0.01MF M	® D916	DZUZ5R6BSB	DIODE ZENER	UZ-5.6BSB(5.46-5.70V)
C354	CCZF1H104Z	C CERA	50V HIKF 0.1MF Z	D917	DZUZ9R1BSC	DIODE ZENER	UZ-9.1BSC(8.89-9.29V)

ELECTRICAL PARTS LIST

LOC	PART-CODE	PART-NAME	PART-DESC	LOC	PART-CODE	PART-NAME	PART-DESC
R [®] D918	DZUZ9R1BSC	DIODE ZENER	UZ-9.1BSC(8.89-9.29V)	R407	RD-AZ333J-	R CARBON FILM	1/6 33K OHM J
D919	DZUZ5R6BSB	DIODE ZENER	UZ-5.6BSC	R410	RD-AZ561J-	R CARBON FILM	1/6 560 OHM J
D920	DZUZ5R6BSB	DIODE ZENER	UZ-5.6BSC	R415	RD-AZ102J-	R CARBON FILM	1/6 1K OHM J
JP001~ JP098	85801065GY	WIRE COPPER	AWG22 1/0.65 TIN COATING	R416	RD-AZ222J-	R CARBON FILM	1/6 2.2K OHM J
JP100~ JP194	85801065GY	WIRE COPPER	AWG22 1/0.65 TIN COATING	R430	RD-AZ122J-	R CARBON FILM	1/6 1.2K OHM J
JP196~ JP238	85801065GY	WIRE COPPER	AWG22 1/0.65 TIN COATING	R443	RD-AZ751J-	R CARBON FILM	1/6 750 OHM J
JP739	85801065GY	WIRE COPPER	AWG22 1/0.65 TIN COATING	R503	RD-AZ473J-	R CARBON FILM	1/6 47K OHM J
L301	5CPZ560K02	COIL PEAKING	56UH K (AXIAL 3.5MM)	R504	RD-AZ473J-	R CARBON FILM	1/6 47K OHM J
L302	5CPZ390K02	COIL PEAKING	39UH K (AXIAL 3.5MM)	R507	RD-4Z241J-	R CARBON FILM	1/4 240 OHM J
L303	5CPZ390K02	COIL PEAKING	39UH K (AXIAL 3.5MM)	R508	RD-4Z241J-	R CARBON FILM	1/4 240 OHM J
L307	5CPZ390K02	COIL PEAKING	39UH K (AXIAL 3.5MM)	R510	RD-AZ102J-	R CARBON FILM	1/6 1K OHM J
L312	5CPZ150K02	COIL PEAKING	15UH K (AXIAL 3.5MM)	R511	RD-AZ102J-	R CARBON FILM	1/6 1K OHM J
L313	5CPZ270K02	COIL PEAKING	27UH K (AXIAL 3.5MM)	R512	RD-AZ242J-	R CARBON FILM	1/6 2.4K OHM J
L371	5CPZ330K02	COIL PEAKING	33UH K (AXIAL 3.5MM)	R513	RD-AZ103J-	R CARBON FILM	1/6 10K OHM J
L406	5CPZ150K02	COIL PEAKING	15UH K (AXIAL 3.5MM)	R514	RD-AZ103J-	R CARBON FILM	1/6 10K OHM J
L407	5CPZ569K02	COIL PEAKING	5.6UH K (AXIAL 3.5MM)	R515	RD-AZ103J-	R CARBON FILM	1/6 10K OHM J
L409	5CPZ150K02	COIL PEAKING	15UH K (AXIAL 3.5MM)	R517	RD-AZ332J-	R CARBON FILM	1/6 3.3K OHM J
L410	5CPZ101K02	COIL PEAKING	100UH K (AXIAL 3.5MM)	R518	RD-AZ103J-	R CARBON FILM	1/6 10K OHM J
L412	5CPZ221K02	COIL PEAKING	220UH 3.5MM K (LAL02TB)	R519	RD-AZ103J-	R CARBON FILM	1/6 10K OHM J
L501	5PB13857--	COIL BEAD	BI3857(AXIAL)	R521	RD-AZ102J-	R CARBON FILM	1/6 1K OHM J
L502	5PB13857--	COIL BEAD	BI3857(AXIAL)	R522	RD-AZ102J-	R CARBON FILM	1/6 1K OHM J
L503	5PB13857--	COIL BEAD	BI3857(AXIAL)	R523	RD-AZ102J-	R CARBON FILM	1/6 1K OHM J
L505	5PB13857--	COIL BEAD	BI3857(AXIAL)	R530	RD-AZ103J-	R CARBON FILM	1/6 10K OHM J
L506	5PB13857--	COIL BEAD	BI3857(AXIAL)	R531	RD-AZ753J-	R CARBON FILM	1/6 75K OHM J
L507	5PB13857--	COIL BEAD	BI3857(AXIAL)	R532	RD-AZ472J-	R CARBON FILM	1/6 4.7K OHM J
L508	5PB13857--	COIL BEAD	BI3857(AXIAL)	R534	RD-AZ273J-	R CARBON FILM	1/6 27K OHM J
L509	5PB13857--	COIL BEAD	BI3857(AXIAL)	R535	RD-4Z201J-	R CARBON FILM	1/4 200 OHM J
R212	RD-AZ102J-	R CARBON FILM	1/6 1K OHM J	R536	RD-AZ273J-	R CARBON FILM	1/6 27K OHM J
R221	RD-AZ102J-	R CARBON FILM	1/6 1K OHM J	R537	RD-AZ201J-	R CARBON FILM	1/6 200 OHM J
R301	RD-AZ222J-	R CARBON FILM	1/6 2.2K OHM J	R540	RD-AZ103J-	R CARBON FILM	1/6 10K OHM J
R325	RD-AZ333J-	R CARBON FILM	1/6 33K OHM J	R545	RD-AZ102J-	R CARBON FILM	1/6 1K OHM J
R327	RD-AZ202J-	R CARBON FILM	1/6 2K OHM J	R551	RD-AZ473J-	R CARBON FILM	1/6 47K OHM J
R328	RD-AZ103J-	R CARBON FILM	1/6 10K OHM J	R553	RD-AZ102J-	R CARBON FILM	1/6 1K OHM J
R333	RD-AZ102J-	R CARBON FILM	1/6 1K OHM J	R554	RD-AZ102J-	R CARBON FILM	1/6 1K OHM J
R335	RD-4Z471J-	R CARBON FILM	1/4 470 OHM J	R559	RD-AZ103J-	R CARBON FILM	1/6 10K OHM J
R340	RD-AZ472J-	R CARBON FILM	1/6 4.7K OHM J	R560	RD-AZ103J-	R CARBON FILM	1/6 10K OHM J
R344	RD-AZ182J-	R CARBON FILM	1/6 1.8K OHM J	R561	RD-AZ222J-	R CARBON FILM	1/6 2.2K OHM J
R345	RD-AZ102J-	R CARBON FILM	1/6 1K OHM J	R562	RD-AZ222J-	R CARBON FILM	1/6 2.2K OHM J
R352	RD-4Z471J-	R CARBON FILM	1/4 470 OHM J	R563	RD-AZ511J-	R CARBON FILM	1/6 510 OHM J
R384	RD-AZ561J-	R CARBON FILM	1/6 560 OHM J	R565	RD-AZ102J-	R CARBON FILM	1/6 1K OHM J
R403	RD-AZ123J-	R CARBON FILM	1/6 12K OHM J	R566	RD-AZ103J-	R CARBON FILM	1/6 10K OHM J
R406	RD-AZ333J-	R CARBON FILM	1/6 33K OHM J	R569	RD-AZ332J-	R CARBON FILM	1/6 3.3K OHM J
				R573	RD-AZ103J-	R CARBON FILM	1/6 10K OHM J
				R574	RD-AZ103J-	R CARBON FILM	1/6 10K OHM J

ELECTRICAL PARTS LIST

LOC	PART-CODE	PART-NAME	PART-DESC	LOC	PART-CODE	PART-NAME	PART-DESC
R575	RD-AZ103J-	R CARBON FILM	1/6 10K OHM J	C702	CBZP1C103M	C CERA SEMI	16V Y5S 0.01MF M
R576	RD-AZ103J-	R CARBON FILM	1/6 10K OHM J	C703	CBZP1C103M	C CERA SEMI	16V Y5S 0.01MF M
R577	RD-AZ102J-	R CARBON FILM	1/6 1K OHM J	C705	CCZF1H104Z	C CERA	50V HIKF 0.1MF Z
R578	RD-4Z102J-	R CARBON FILM	1/4 1K OHM J	D701	DZN4148---	DIODE	1N4148 AUTO 52MM
R579	RD-AZ103J-	R CARBON FILM	1/6 10K OHM J	D702	DZN4148---	DIODE	1N4148 AUTO 52MM
R594	RD-AZ103J-	R CARBON FILM	1/6 10K OHM J	D703	DZN4148---	DIODE	1N4148 AUTO 52MM
R599	RD-AZ513J-	R CARBON FILM	1/6 51K OHM J	D704	DZN4148---	DIODE	1N4148 AUTO 52MM
R735	RD-AZ472J-	R CARBON FILM	1/6 4.7K OHM J	D705	DZN4148---	DIODE	1N4148 AUTO 52MM
R736	RD-AZ101J-	R CARBON FILM	1/6 100 OHM J	JP701- JP738	85801065GY	WIRE COPPER	AWG22 1/0.65 TIN COATING
R801	RD-2Z335J-	R CARBON FILM	1/2 3.3M OHM J	JP901	85801065GY	WIRE COPPER	AWG22 1/0.65 TIN COATING
R810	RD-4Z622J-	R CARBON FILM	1/4 6.2K OHM J	JP902	85801065GY	WIRE COPPER	AWG22 1/0.65 TIN COATING
R812	RD-AZ102J-	R CARBON FILM	1/6 1K OHM J	JP903	85801065GY	WIRE COPPER	AWG22 1/0.65 TIN COATING
R815	RD-AZ182J-	R CARBON FILM	1/6 1.8K OHM J	JP904	85801065GY	WIRE COPPER	AWG22 1/0.65 TIN COATING
R919	RD-AZ472J-	R CARBON FILM	1/6 4.7K OHM J	JP905	85801065GY	WIRE COPPER	AWG22 1/0.65 TIN COATING
R920	RD-AZ472J-	R CARBON FILM	1/6 4.7K OHM J	JP906	85801065GY	WIRE COPPER	AWG22 1/0.65 TIN COATING
TJ302	85801065GY	WIRE COPPER	AWG22 1/0.65 TIN COATING	L701	5PB13857--	COIL BEAD	BI3857(AXIAL)
TJ391	85801065GY	WIRE COPPER	AWG22 1/0.65 TIN COATING	L702	5PB13857--	COIL BEAD	BI3857(AXIAL)
TJ396	85801065GY	WIRE COPPER	AWG22 1/0.65 TIN COATING	R701	RD-AZ430J-	R CARBON FILM	1/6 43 OHM J
TJ491	85801065GY	WIRE COPPER	AWG22 1/0.65 TIN COATING	R702	RD-AZ430J-	R CARBON FILM	1/6 43 OHM J
32	97PE106600	PCB LOGIC AS	DV-K580NZ-T	R703	RD-AZ430J-	R CARBON FILM	1/6 43 OHM J
BA03	97P0721910	BOARD ANT	HI-PS(V0)	R704	RD-AZ430J-	R CARBON FILM	1/6 43 OHM J
BA04	7175300812	SCREW TAPPTITE	TT2 FLT 3X8 MFXN BK	R705	RD-AZ430J-	R CARBON FILM	1/6 43 OHM J
BA05	7173301412	SCREW TAPPTITE	TT2 BIN 3X14 MFXN BK	R706	RD-AZ430J-	R CARBON FILM	1/6 43 OHM J
BZ701	97P0ZD1205	BUZZER	DX1205	R707	RD-AZ430J-	R CARBON FILM	1/6 43 OHM J
G701	DK580N----	LED DISPLAY	K580N-KLS046D	R708	RD-AZ430J-	R CARBON FILM	1/6 43 OHM J
H701	1CRV2G342-	IC UNIT R/RECEIVER	CRV2G34200	R709	RD-AZ102J-	R CARBON FILM	1/6 1K OHM J
JK901	97P6315300	JACK PIN	DSPM-9623W	R710	RD-AZ102J-	R CARBON FILM	1/6 1K OHM J
JK902	97P6315400	JACK B.N.C	DBSE-9838	R711	RD-AZ102J-	R CARBON FILM	1/6 1K OHM J
JK903	97P6315400	JACK B.N.C	DBSE-9838	R712	RD-AZ102J-	R CARBON FILM	1/6 1K OHM J
JK904	9979102001	JACK HEAD PHONE	LGM1507-0100	R713	RD-AZ102J-	R CARBON FILM	1/6 1K OHM J
JK905	97P6315500	JACK TERMINAL	DTSE-9854	R714	RD-AZ102J-	R CARBON FILM	1/6 1K OHM J
JK906	97P6315500	JACK TERMINAL	DTSE-9854	R715	RD-AZ102J-	R CARBON FILM	1/6 1K OHM J
P701	97P62G04CM	CONN HOUSING1	GB150 RECEP 1.5MM 21P	R716	RD-AZ102J-	R CARBON FILM	1/6 1K OHM J
P701A	97P62G03CM	CONN WAFER	GB150 PLUG 1.5MM 21P	R717	RD-AZ331J-	R CARBON FILM	1/6 330 OHM J
P702	97P62G04CB	CONN HOUSING1	GB150 RECEP 1.5MM 11P	R718	RD-AZ331J-	R CARBON FILM	1/6 330 OHM J
P702A	97P62G03CB	CONN WAFER	GB150 PLUG 1.5MM 11P	R719	RD-AZ331J-	R CARBON FILM	1/6 330 OHM J
P903	97P62M01BA	CONN B/B	35237 RECEP 2.0MM 10P	R720	RD-AZ331J-	R CARBON FILM	1/6 330 OHM J
P904	97P62M01BD	CONN B/B	35237 RECEP 2.0MM 13P	R721	RD-AZ331J-	R CARBON FILM	1/6 330 OHM J
P905	97P6284500	CONN WAFER	YFAW025-110 ANGLE 3.5X4.5	R722	RD-AZ331J-	R CARBON FILM	1/6 330 OHM J
P906	97P6284100	CONN WAFER	YFAW025-106 ANGLE 3.5X4.5	R723	RD-AZ510J-	R CARBON FILM	1/6 51 OHM J
SW731	5S30202002	SW SLIDE	CJ2231T 2C-2P	R724	RD-AZ510J-	R CARBON FILM	1/6 51 OHM J
SW732	5S30202002	SW SLIDE	CJ2231T 2C-2P	R725	RD-AZ510J-	R CARBON FILM	1/6 51 OHM J
030A	97PA498800	PCB LOGIC A-AUTO AS	DV-K580NZ-T	R726	RD-AZ510J-	R CARBON FILM	1/6 51 OHM J
C701	CBZP1C103M	C CERA SEMI	16V Y5S 0.01MF M				

ELECTRICAL PARTS LIST

LOC	PART-CODE	PART-NAME	PART-DESC	LOC	PART-CODE	PART-NAME	PART-DESC
R727	RD-AZ473J-	R CARBON FILM	1/6 47K OHM J	JP904	85801065GY	WIRE COPPER	AWG22 1/0.65 TIN COATING
R728	RD-AZ473J-	R CARBON FILM	1/6 47K OHM J	JP905	85801065GY	WIRE COPPER	AWG22 1/0.65 TIN COATING
R729	RD-AZ473J-	R CARBON FILM	1/6 47K OHM J	JP906	85801065GY	WIRE COPPER	AWG22 1/0.65 TIN COATING
R730	RD-AZ473J-	R CARBON FILM	1/6 47K OHM J	L701	5PB13857--	COIL BEAD	BI3857(AXIAL)
R731	RD-AZ103J-	R CARBON FILM	1/6 10K OHM J	L702	5PB13857--	COIL BEAD	BI3857(AXIAL)
R732	RD-AZ103J-	R CARBON FILM	1/6 10K OHM J	R701	RD-AZ430J-	R CARBON FILM	1/6 43 OHM J
R733	RD-AZ331J-	R CARBON FILM	1/6 330 OHM J	R702	RD-AZ430J-	R CARBON FILM	1/6 43 OHM J
R734	RD-AZ103J-	R CARBON FILM	1/6 10K OHM J	R703	RD-AZ430J-	R CARBON FILM	1/6 43 OHM J
030R	97PC317300	PCB LOGIC R-AUTO AS	DV-K580NZ-T	R704	RD-AZ430J-	R CARBON FILM	1/6 43 OHM J
C704	CEXF1A471V	C ELECTRO	10V RSS 470MF 8X11.5	R705	RD-AZ430J-	R CARBON FILM	1/6 43 OHM J
C706	CEXF1H109A	C ELECTRO	50V RSM 1MF (4X7) TP	R706	RD-AZ430J-	R CARBON FILM	1/6 43 OHM J
L703	5CPX101J2T	COIL PEAKING	100UH(BRN-BRN)	R707	RD-AZ430J-	R CARBON FILM	1/6 43 OHM J
L704	5CPX101J2T	COIL PEAKING	100UH(BRN-BRN)	R708	RD-AZ430J-	R CARBON FILM	1/6 43 OHM J
Q701	TZTC3198Y-	TR	KTC3198Y-(1815Y) (AUTO)	R709	RD-AZ102J-	R CARBON FILM	1/6 1K OHM J
Q702	TZTC3198Y-	TR	KTC3198Y-(1815Y) (AUTO)	R710	RD-AZ102J-	R CARBON FILM	1/6 1K OHM J
Q703	TZTC3198Y-	TR	KTC3198Y-(1815Y) (AUTO)	R711	RD-AZ102J-	R CARBON FILM	1/6 1K OHM J
Q704	TZTC3198Y-	TR	KTC3198Y-(1815Y) (AUTO)	R712	RD-AZ102J-	R CARBON FILM	1/6 1K OHM J
Q705	TZTC3198Y-	TR	KTC3198Y-(1815Y) (AUTO)	R713	RD-AZ102J-	R CARBON FILM	1/6 1K OHM J
Q706	TZTC3198Y-	TR	KTC3198Y-(1815Y) (AUTO)	R714	RD-AZ102J-	R CARBON FILM	1/6 1K OHM J
Q707	TZTC3198Y-	TR	KTC3198Y-(1815Y) (AUTO)	R715	RD-AZ102J-	R CARBON FILM	1/6 1K OHM J
Q708	TZTC3198Y-	TR	KTC3198Y-(1815Y) (AUTO)	R716	RD-AZ102J-	R CARBON FILM	1/6 1K OHM J
Q709	TZTC3205Y-	TR	KTC3205Y (2236Y)	R717	RD-AZ331J-	R CARBON FILM	1/6 330 OHM J
Q710	TZTC3205Y-	TR	KTC3205Y (2236Y)	R718	RD-AZ331J-	R CARBON FILM	1/6 330 OHM J
Q711	TZTC3205Y-	TR	KTC3205Y (2236Y)	R719	RD-AZ331J-	R CARBON FILM	1/6 330 OHM J
Q712	TZTC3205Y-	TR	KTC3205Y (2236Y)	R720	RD-AZ331J-	R CARBON FILM	1/6 330 OHM J
Q713	TZTC3205Y-	TR	KTC3205Y (2236Y)	R721	RD-AZ331J-	R CARBON FILM	1/6 330 OHM J
Q714	TZTC3205Y-	TR	KTC3205Y (2236Y)	R722	RD-AZ331J-	R CARBON FILM	1/6 330 OHM J
Q715	TZTC3198Y-	TR	KTC3198Y-(1815Y) (AUTO)	R723	RD-AZ510J-	R CARBON FILM	1/6 51 OHM J
SW701~ SW719	5S50101Z90	SW TACT	SKHV10910A	R724	RD-AZ510J-	R CARBON FILM	1/6 51 OHM J
030A	97PA498800	PCB LOGIC A-AUTO AS	DV-K580NZ-T	R725	RD-AZ510J-	R CARBON FILM	1/6 51 OHM J
C701	CBZP1C103M	C CERA SEMI	16V Y5S 0.01MF M	R726	RD-AZ510J-	R CARBON FILM	1/6 51 OHM J
C702	CBZP1C103M	C CERA SEMI	16V Y5S 0.01MF M	R727	RD-AZ473J-	R CARBON FILM	1/6 47K OHM J
C703	CBZP1C103M	C CERA SEMI	16V Y5S 0.01MF M	R728	RD-AZ473J-	R CARBON FILM	1/6 47K OHM J
C705	CCZF1H104Z	C CERA	50V HIKF 0.1MF Z	R729	RD-AZ473J-	R CARBON FILM	1/6 47K OHM J
D701	DZN4148---	DIODE	1N4148 AUTO 52MM	R730	RD-AZ473J-	R CARBON FILM	1/6 47K OHM J
D702	DZN4148---	DIODE	1N4148 AUTO 52MM	R731	RD-AZ103J-	R CARBON FILM	1/6 10K OHM J
D703	DZN4148---	DIODE	1N4148 AUTO 52MM	R732	RD-AZ103J-	R CARBON FILM	1/6 10K OHM J
D704	DZN4148---	DIODE	1N4148 AUTO 52MM	R733	RD-AZ331J-	R CARBON FILM	1/6 330 OHM J
D705	DZN4148---	DIODE	1N4148 AUTO 52MM	R734	RD-AZ103J-	R CARBON FILM	1/6 10K OHM J
JP701~ JP738	85801065GY	WIRE COPPER	AWG22 1/0.65 TIN COATING	33	97PB222600	AUTO VOLT REGULATOR	N17
JP901	85801065GY	WIRE COPPER	AWG22 1/0.65 TIN COATING	B01	97P0465710	COVER SHI SMPS	ET T=0.5
JP902	85801065GY	WIRE COPPER	AWG22 1/0.65 TIN COATING	B02	97P0970501	PLATE SHI SMPS	ET T=0.5
JP903	85801065GY	WIRE COPPER	AWG22 1/0.65 TIN COATING	CN51	97P6284000	CONN WAFER	YFAW025-105 ANGLE 3.5X4.5
				CN61	97P6284300	CONN WAFER	YFAW025-108 ANGLE 3.5X4.5

ELECTRICAL PARTS LIST

LOC	PART-CODE	PART-NAME	PART-DESC	LOC	PART-CODE	PART-NAME	PART-DESC
C51	CMXL2G333K	C MYLAR	400V MEU 0.033MF K	R57	HRFT681JCA	R CHIP	1/10 680 OHM J 2012
C62	CEXF1C681F	C ELECTRO	16V RX 680MF 10X20	R64	HRFT470JCA	R CHIP	1/10 47 OHM J 2012
C64	CEXF1A102F	C ELECTRO	10V RX 1000MF 10X20	1	97PA488700	PCB POWER R-AUTO AS	DV-K5F4N-SJ
C65	CEXF1H220F	C ELECTRO	50V RX 22MF 6.3X11	C53	CEXF1H479L	C ELECTRO	50V RS(SAMHWA)4.7MF8X11.5
C66	CEXF1A331D	C ELECTRO	10V RZ 330MF 8X11.5	C63	CEXF1J220D	C ELECTRO	63V RZ 22MF 6.3X11.5 TP
® D52	DZEG01C---	DIODE	EG01C	® IC61	1KA431AZ--	IC REGULATOR	KA431AZ
® D62	DUF5402--F	DIODE	UF5402	® Q52	TZTC3203Y-	TR	KTC3203Y (2120Y)
D64	DUF5402--F	DIODE	UF5402	1	97PA500800	PCB POWER A-AUTO AS	DV-K5F4N-SJ
D65	DZEU01Z--	DIODE	EU01Z	® D53	DZRA15----	DIODE	ERA15-02 52MM TAPPING
D66	DZEU01Z---	DIODE	EU01Z	D54	DZN4148---	DIODE	1N4148 AUTO 52MM
® IC51	183Z0N3131	IC PHOTO COUPLER	ON3131R	® D55	DZUZ3R0BSB	DIODE ZENER	UZ-3.0BSB(3.01-3.22V)
JP04	85801065GY	WIRE COPPER	AWG22 1/0.65 TIN COATING	® D61	DZEU01Z---	DIODE	EU01Z
® Q51	TKSC5021FR	TR	KSC5021F-R	® D63	DZGDZP16B-	DIODE ZENER	GDZP16B1
R54	RS02F473JS	R M-OXIDE FILM	2W 47K OHM J SMALL	JP01	5PB13857--	COIL BEAD	BI3857(AXIAL)
R55	RD-2B560JS	R CARBON FILM	1/2 56 OHM J SMALL	JP02	85801065GY	WIRE COPPER	AWG22 1/0.65 TIN COATING
R56	RD-2B560JS	R CARBON FILM	1/2 56 OHM J SMALL	JP03	85801065GY	WIRE COPPER	AWG22 1/0.65 TIN COATING
R62	RD-4Z180JS	R CARBON FILM	1/4 18 OHM J SMALL	L51	5PB13857--	COIL BEAD	BI3857(AXIAL)
T51	57M1282191	TRANS SMPS	TSW-77N	R51	RD-4Z104JS	R CARBON FILM	1/4 100K OHM J SMALL
1	97PC301400	PCB POWER CHIP AS	DV-K5F4N-SJ	R52	RD-4Z104JS	R CARBON FILM	1/4 100K OHM J SMALL
C54	HCBK473KCA	C CHIP CERA	50V X7R 0.047MF K 2012	R61	RD-4Z100JS	R CARBON FILM	1/4 10 OHM J SMALL
C55	HCBK472KCA	C CHIP CERA	50V X7R 4700PF K 2012	R65	RD-AZ470G-	R CARBON FILM	1/6 47 OHM G
C56	HCBK393KCA	C CHIP CERA	50V X7R 0.039MF K 2012	R66	RD-AZ132G-	R CARBON FILM	1/6 1.3K OHM G
C67	HCBK683KCA	C CHIP CERA	50V X7R 0.068MF K 2012	R67	RD-AZ182G-	R CARBON FILM	1/6 1.8K OHM G
R53	HRFT103JCA	R CHIP	1/10 10K OHM J 2012	U801	97P65154PA	PCB POWER	197X197X1.6T/6 (K5F4N-SJ)

DAEWOO

DAEWOO ELECTRONICS CO., LTD

686, AHYEON-DONG MAPO-GU
SEOUL, KOREA

C.P.O. BOX 8003 SEOUL, KOREA

TELEX : DWELEC K28177-8

CABLE : "DAEWOOELEC"

E-mail : G7F00E@web.dwe.co.kr

TEL : 82-2-360-7802

FAX : 82-2-360-7877